



*the Power in Sunyaev &
Zeldovich, then & now*






the Power in Sunyaev & Zeldovich, then & now

**Peebles,
Page,
Partridge,
Finding the
Big Bang,
Apr09 CUP**







the Power in Sunyaev & Zeldovich, then & now

**Peebles,
Page,
Partridge,
Finding the
Big Bang,
Apr09 CUP**

(Linear) primary CMB anisotropies are strongly damped by photon-baryon shear viscosity at high $L > 1000$, where **secondary anisotropies from the weakly and strongly nonlinear cosmic web dominate**. In order of dominance: **thermal Sunyaev-Zeldovich effect** (Compton scattering of CMB off hot gas, unique frequency signature), **CMB weak lensing** (smooths out peaks and troughs, no frequency signature), **kinetic Sunyaev-Zeldovich effect** (Thomson scattering of CMB off moving ionized gas, at high and low redshift), & more. **Extragalactic radio** (synchrotron) and **infrared sources** (dust emission) are important (frequency signatures, complex). Galactic foregrounds strongest at low L .







the Power in Sunyaev & Zeldovich, then & now

**Peebles,
Page,
Partridge,
Finding the
Big Bang,
Apr09 CUP**

(Linear) primary CMB anisotropies are strongly damped by photon-baryon shear viscosity at high $L > 1000$, where **secondary anisotropies from the weakly and strongly nonlinear cosmic web dominate**. In order of dominance: **thermal Sunyaev-Zeldovich effect** (Compton scattering of CMB off hot gas, unique frequency signature), **CMB weak lensing** (smooths out peaks and troughs, no frequency signature), **kinetic Sunyaev-Zeldovich effect** (Thomson scattering of CMB off moving ionized gas, at high and low redshift), & more. **Extragalactic radio** (synchrotron) and **infrared sources** (dust emission) are important (frequency signatures, complex). Galactic foregrounds strongest at low L .

To get n_s , m_v etc., from cosmic parameter estimation of the primary CMB anisotropy power, the statistics of secondary power must be fully incorporated \Rightarrow need to know accurately.






the Power in Sunyaev & Zeldovich, then & now


**Peebles,
Page,
Partridge,
Finding the
Big Bang,
Apr09 CUP**

(Linear) primary CMB anisotropies are strongly damped by photon-baryon shear viscosity at high $L > 1000$, where **secondary anisotropies from the weakly and strongly nonlinear cosmic web dominate**. In order of dominance: **thermal Sunyaev-Zeldovich effect** (Compton scattering of CMB off hot gas, unique frequency signature), **CMB weak lensing** (smooths out peaks and troughs, no frequency signature), **kinetic Sunyaev-Zeldovich effect** (Thomson scattering of CMB off moving ionized gas, at high and low redshift), & more. **Extragalactic radio** (synchrotron) and **infrared sources** (dust emission) are important (frequency signatures, complex). Galactic foregrounds strongest at low L .

To get n_s , m_v etc., from cosmic parameter estimation of the primary CMB anisotropy power, the statistics of secondary power must be fully incorporated \Rightarrow need to know accurately.


Secondary signals are also cosmic-info-loaded: density **power spectra** in gas and dark matter. **Dark energy equation of state** from **large SZ cluster samples** (measures their thermal energy, related by virial equation to DM+gas gravitational energy) (& **CMB weak lensing**).





the Power in Sunyaev & Zeldovich, then & now

Peebles,
 Page,
 Partridge,
 Finding the
 Big Bang,
 Apr09 CUP



(Linear) primary CMB anisotropies are strongly damped by photon-baryon shear viscosity at high $L > 1000$, where **secondary anisotropies from the weakly and strongly nonlinear cosmic web dominate**. In order of dominance: **thermal Sunyaev-Zeldovich effect** (Compton scattering of CMB off hot gas, unique frequency signature), **CMB weak lensing** (smooths out peaks and troughs, no frequency signature), **kinetic Sunyaev-Zeldovich effect** (Thomson scattering of CMB off moving ionized gas, at high and low redshift), & more. **Extragalactic radio** (synchrotron) and **infrared sources** (dust emission) are important (frequency signatures, complex). Galactic foregrounds strongest at low L .

To get n_s , m_v etc., from cosmic parameter estimation of the primary CMB anisotropy power, the statistics of secondary power must be fully incorporated \Rightarrow need to know accurately.

2ndary signals are also cosmic-info-loaded: density **power spectra** in gas and dark matter. **Dark energy equation of state** from **large SZ cluster samples** (measures their thermal energy, related by virial equation to DM+gas gravitational energy) (& **CMB weak lensing**).

the expts: CBI, ACBAR to $L \sim 2500+$, BIMA ~ 6000 , Quad to $2000+$, Planck ~ 2000 , SZA ~ 4000 , APEX, ACT & SPT to ~ 10000 , eventually SPTpol and ACTpol. + **high res follow-ups** **GBT, SZI, ALMA, CCAT, ...**

first dedicated CMB conference, exptalists + theorists, primary+secondary $\Delta T/T$

DELTA T OVER TEA WORKSHOP

1-2 May, 1987
Toronto, Canada

Sponsored by

The Canadian Institute for Theoretical Astrophysics and
The Canadian Institute for Advanced Research

Topics

*Present and Future Experiments of
Cosmic Microwave Background Anisotropies and
Their Theoretical Interpretation
on very small ($< 1'$), small ($1' - 1^\circ$),
intermediate ($1^\circ - 10^\circ$) and large ($> 10^\circ +$ multipole
angular scales*

Contact: Dick Bond

CITA, McLennan Labs, University of Toronto

60 St George St., Toronto, Ontario, Canada, M5S 1A1

Phone (416) 978 6879 or 6874

Bitnet BOND@UTORPHYS


Organizers: J.R. Bond (CITA), D.T. Wilkinson (Princeton)

Delta T over Tea Workshop Participants

Bennett, Chuck, Goddard
Birkinshaw, Marc, Harvard *
Bond, Dick, CITA
Boughn, Steve, Haverford
Boynton, Paul, University of Washington
Cannizzo, John, McMaster
Carlberg, Ray, York
Cheng, Ed, MIT
Couchman, Hugh, CITA
Cottingham, David, Princeton
Daly, Ruth, Boston U
Davies, Rod, Jodrell Bank
Davis, Marc, Berkeley
Dragovan, Marc, Bell Labs
Dyer, Charles, U of Toronto
Efstathiou, George, Cambridge
Fitchett, Mike, CITA
Fomalent, Ed, NRAO
Gorski, Chris, Berkeley
Gulkis, Sam, Caltech
Gush, Herb, UBC
Halpern, Marc, UBC
Ip, Peter, U of Toronto
Juszkiewics, Roman, Berkeley
Henriksen, Dick, Queens
Kaiser, Nick, Cambridge
Kellerman, K, NRAO
Kronberg, Phil, Toronto
Lang, Andrew, Berkeley
Lasenby, Anthony, Cambridge
Lawrence, Charles, Caltech
Lee, Hyung-Mok, CITA
Legg, Tom, Herzberg Institute, Ottawa
Little, Blaine, Toronto
Lubin, Phil, Santa Barbara
Matarrese, Sabino, Padova
Mather, John, Goddard
Meyer, Steve, MIT
Meyers, Steve, Caltech
Moseley, Harvey, Goddard
Nelson, Lorne, CITA
Noriega-Crespo, Alberto, CITA
Occhionero, F., Rome *
Ostriker, Jerrv, Princeton
Page, Lyman, MIT
Partridge, Bruce, Haverford
Peterson, J.B., Princeton
Radford, Simon, IRAM, France
Readhead, Tony, Caltech


Richards, Paul, Berkeley
Salopek, Dave, Toronto
Sargent, Wal, Caltech *
Schaeffer, Bob, Goddard
Silk, Joe, Berkeley
Silverberg, Bob, Goddard
Stebbins, Albert, Fermilab
Suto, Yasushi, Berkeley
Timby, Peter, Princeton
Tremaine, Scott, CITA
Timusk, Tom, McMaster
Unruh, Bill, UBC
Vishniac, Ethan, U. Texas Austin
Vittorio, Niccolo, Rome
Wilkinson, Dave, Princeton
Webster, Rachel, Toronto

Dave Wilkinson



Wilkinson Microwave
Anisotropy Probe

WMAP launch 2001.6



Dave Wilkinson



Text



Rashid Sunyaev

Delta T over Tea Toronto May 1987: first dedicated CMB conference, exptalists+theorists, primary+secondary $\Delta T/T$

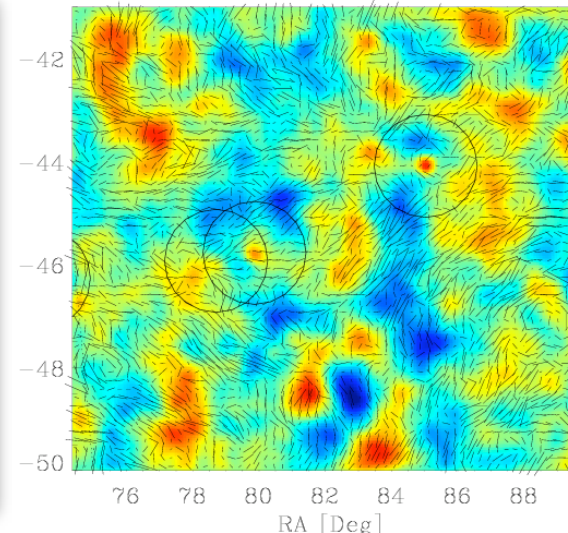
Primary Cosmic Microwave Background Radiation ~ a statistically isotropic all-sky GRF on the 2-sphere $C_L = \langle |\Delta T(LM)|^2 \rangle$ with target C_L shapes

A tentative list of topics organized according to angular scale, with theory and observation intertwined, is:

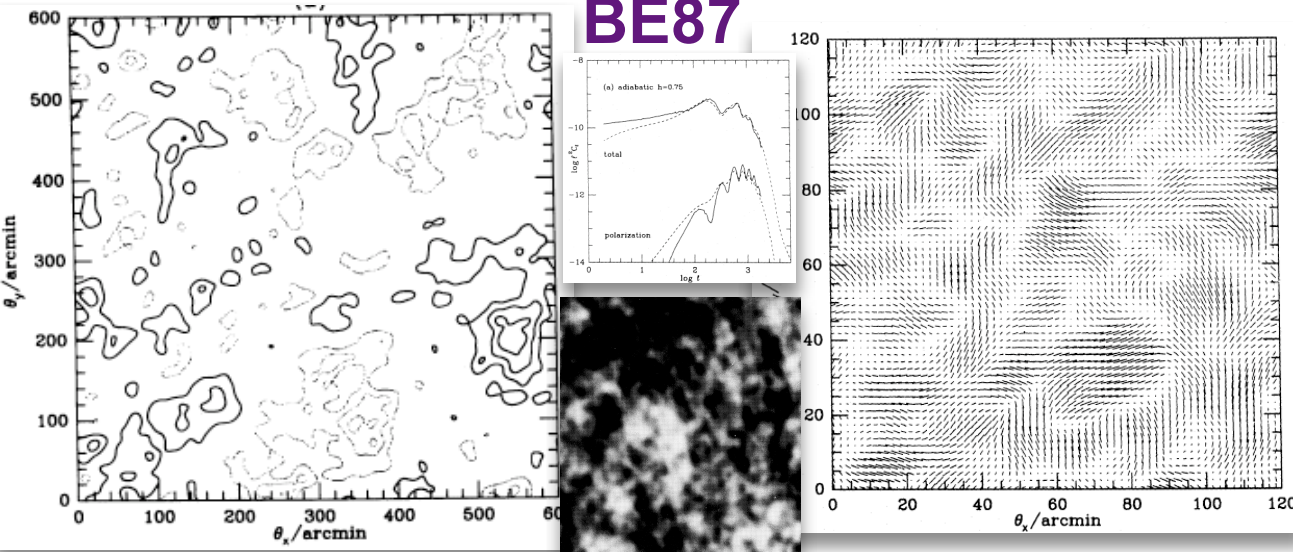
- very small angle anisotropies - VLA results, secondary fluctuations via the Sunyaev-Zeldovich effect, primeval dust emission, and radio sources
- small angle anisotropies - current results, optimal measuring strategies, statistical methods for small signals in larger noise, which universes can we rule out, the reheating issue, future detectors and techniques, CMB map statistics, polarization
- intermediate and large angle anisotropies - $5^\circ - 10^\circ$ results, future experiments at $\sim 1^\circ$, COBE and other large angle analyses, theoretical $C(\theta)$'s and their angular power spectra, Sachs-Wolfe effect in open Universes, the isocurvature CDM and baryon stories, $\Delta T/T$ from gravitational waves, the cosmic string story.

Boom05 deep

-300 200 100 0 100 200 300 μK

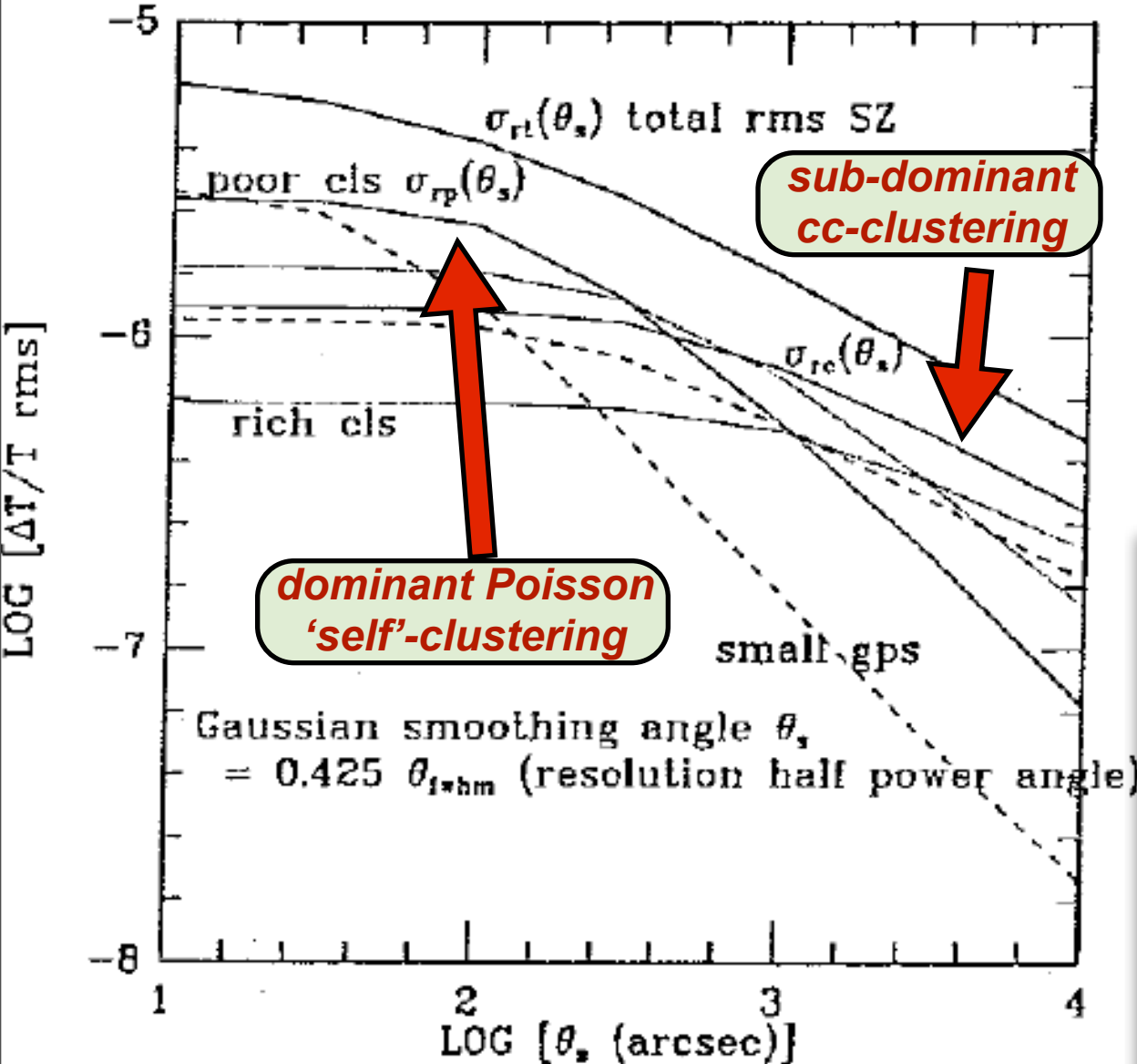


BE87



ambient/blank-field **tSZ** effect from clusters and groups B86-87

SZ $\Delta T/T$ for Biased CDM Model ($b=1.4$)



bond@ $\Delta T/Tea87$:

"clustered shots" (bbks86-peaks for halos) with pressure profiles - via

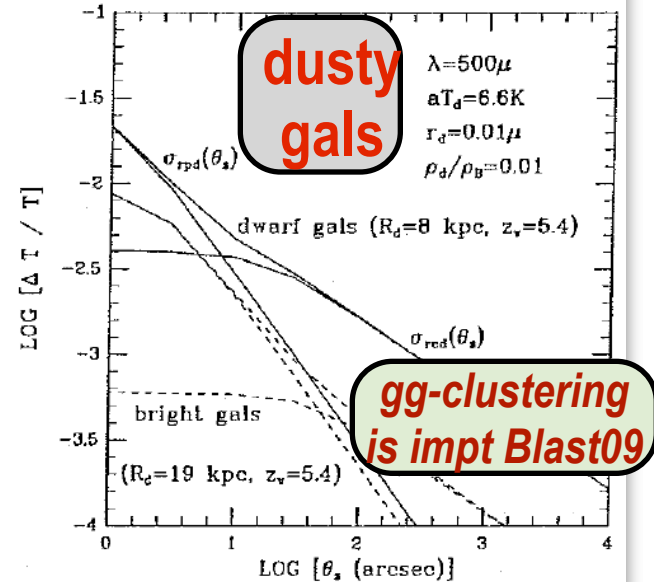
binding energy (not mass) but beta-profiles with core scaling and old X-ray beta's

BUT spherical collapse - too many cls & non-dynamical masses - high M 's too low

\Rightarrow peak patches BM91-96

+ effect of **energy injection/explosions on LSS** - a big pre-COBE forecast issue

Dust $\Delta T/T$ for Biased CDM Model ($b=1.4$)

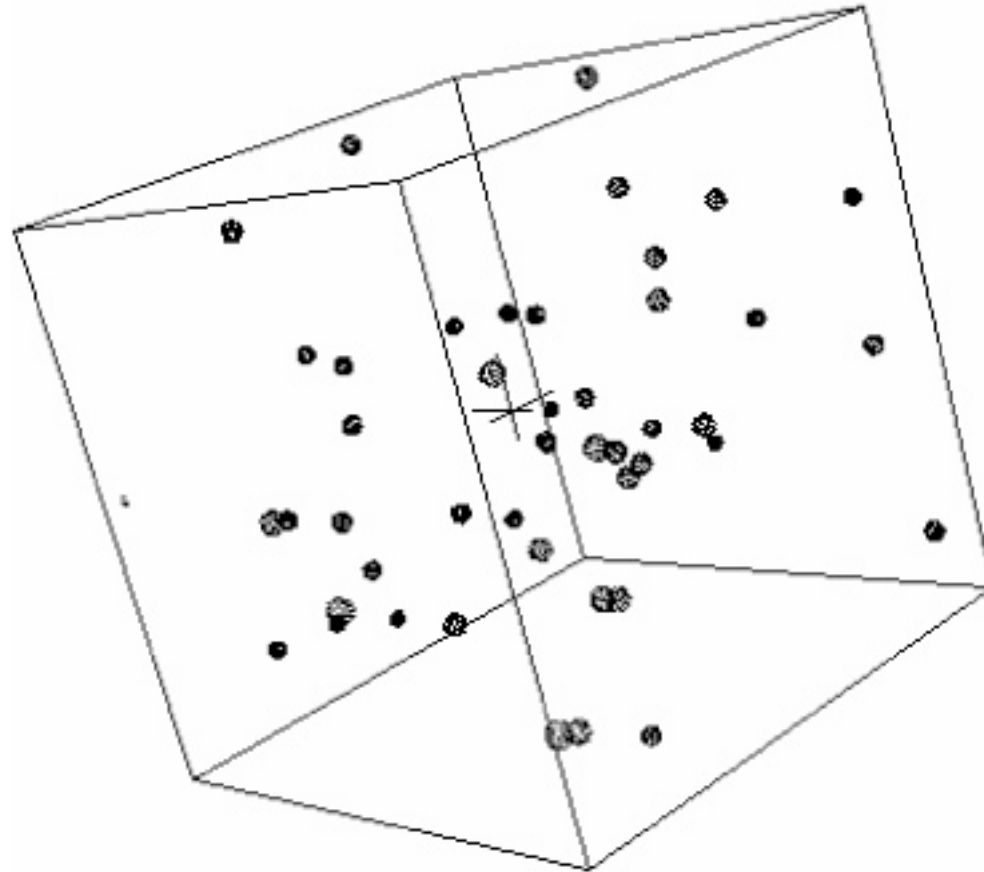


Cluster Peak Patches in Final State Space (Eulerian)

peak patches
BM91-96

importance of tidal
fields - virial mass
from homogeneous
ellipsoid dynamics

accurate cluster
positions, masses,
binding energies,
clustering



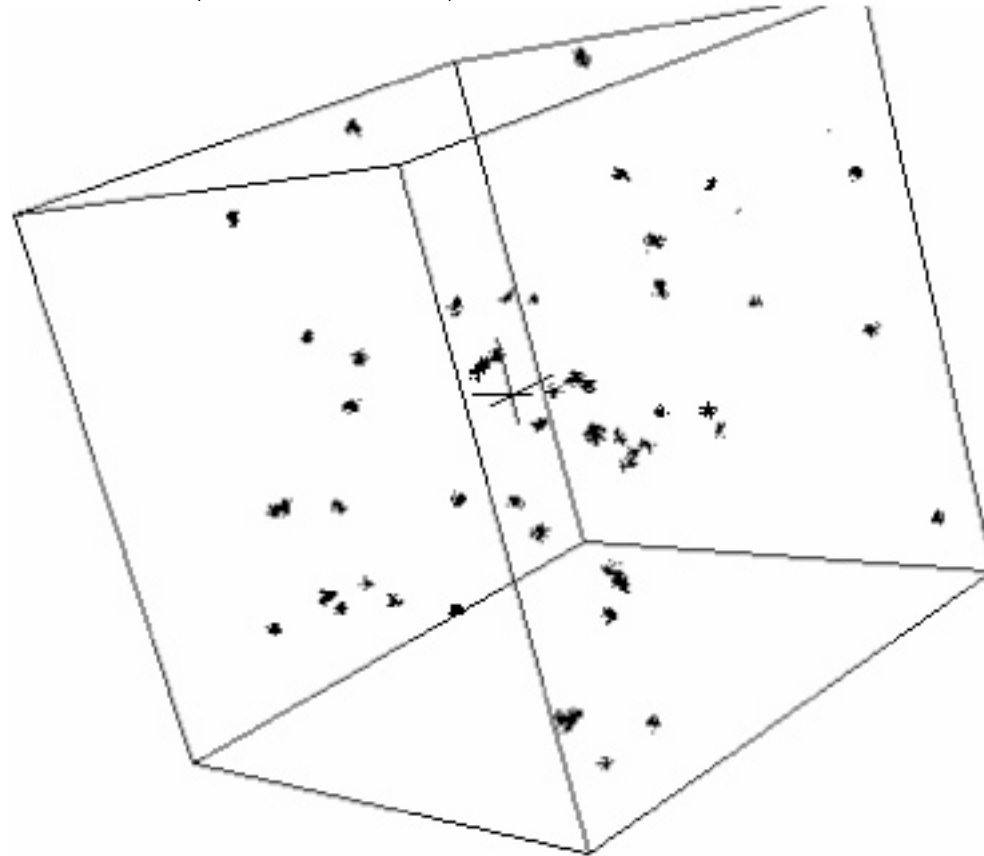
$(400 \text{ Mpc})^3$ simulation

N-body groups in Final State Space (Eulerian)

peak patches
BM91-96

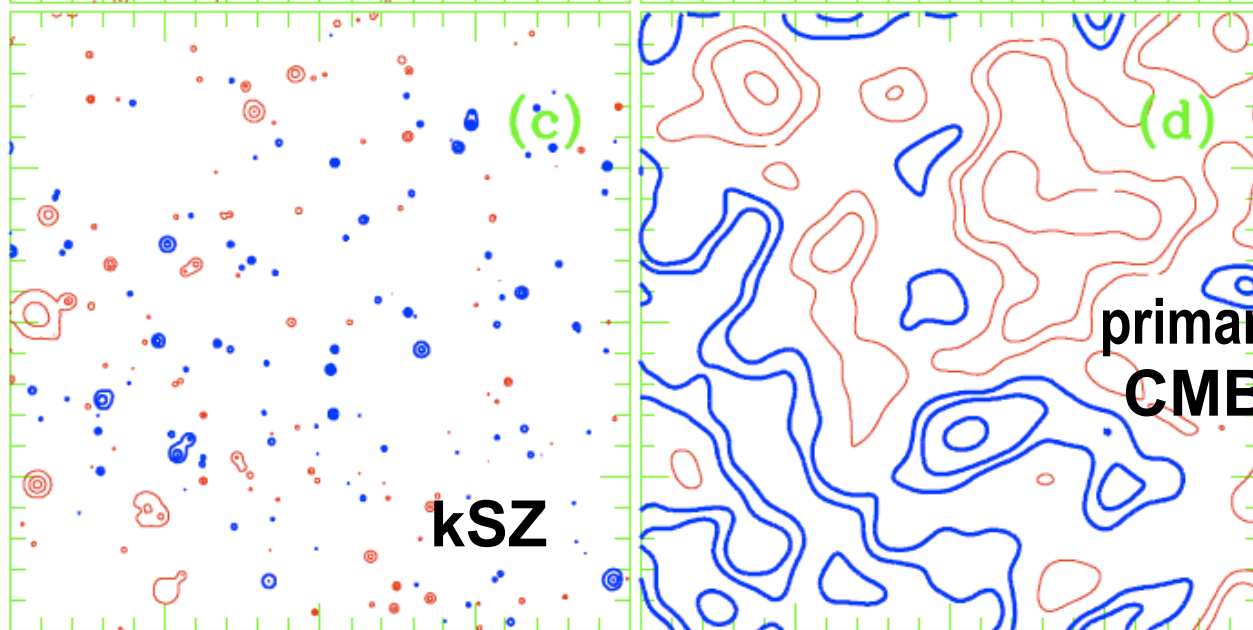
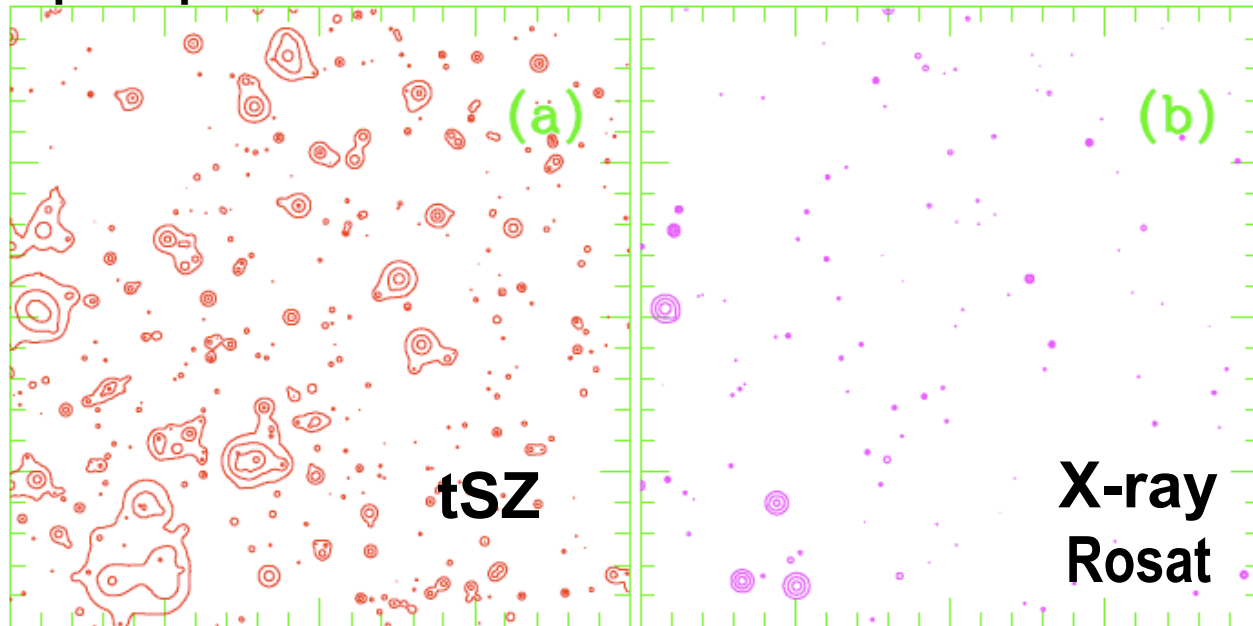
importance of tidal
fields - virial mass
from homogeneous
ellipsoid dynamics

accurate cluster
positions, masses,
binding energies,
clustering



$(400 \text{ Mpc})^3$ simulation

peak-patch sCDM-ish



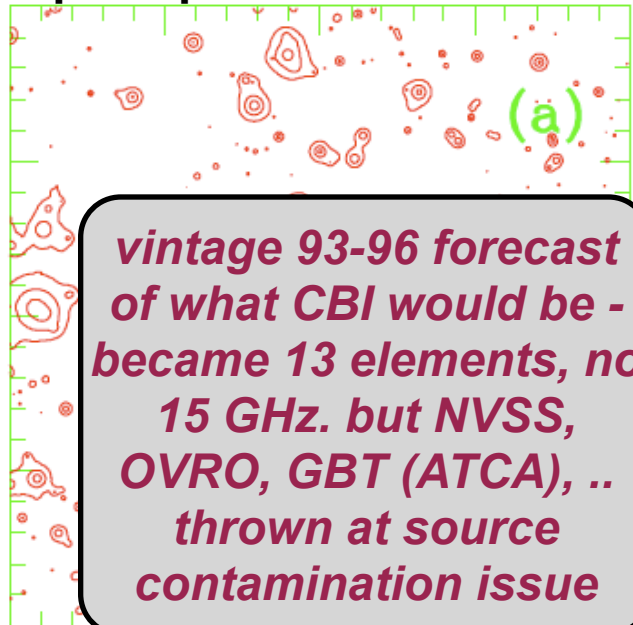
peak patches
BM91-96

importance of tidal
fields - virial mass
from homogeneous
ellipsoid dynamics

accurate cluster
positions, masses,
binding energies,
clustering

BUT pressure still
painted on *a la*
spherical beta-profile
with core scaling and
old X-ray beta's


peak-patch sCDM-ish



vintage 93-96 forecast of what CBI would be - became 13 elements, no 15 GHz. but NVSS, OVRO, GBT (ATCA), .. thrown at source contamination issue

110 arcmin

Planck 6.6
May09 launch



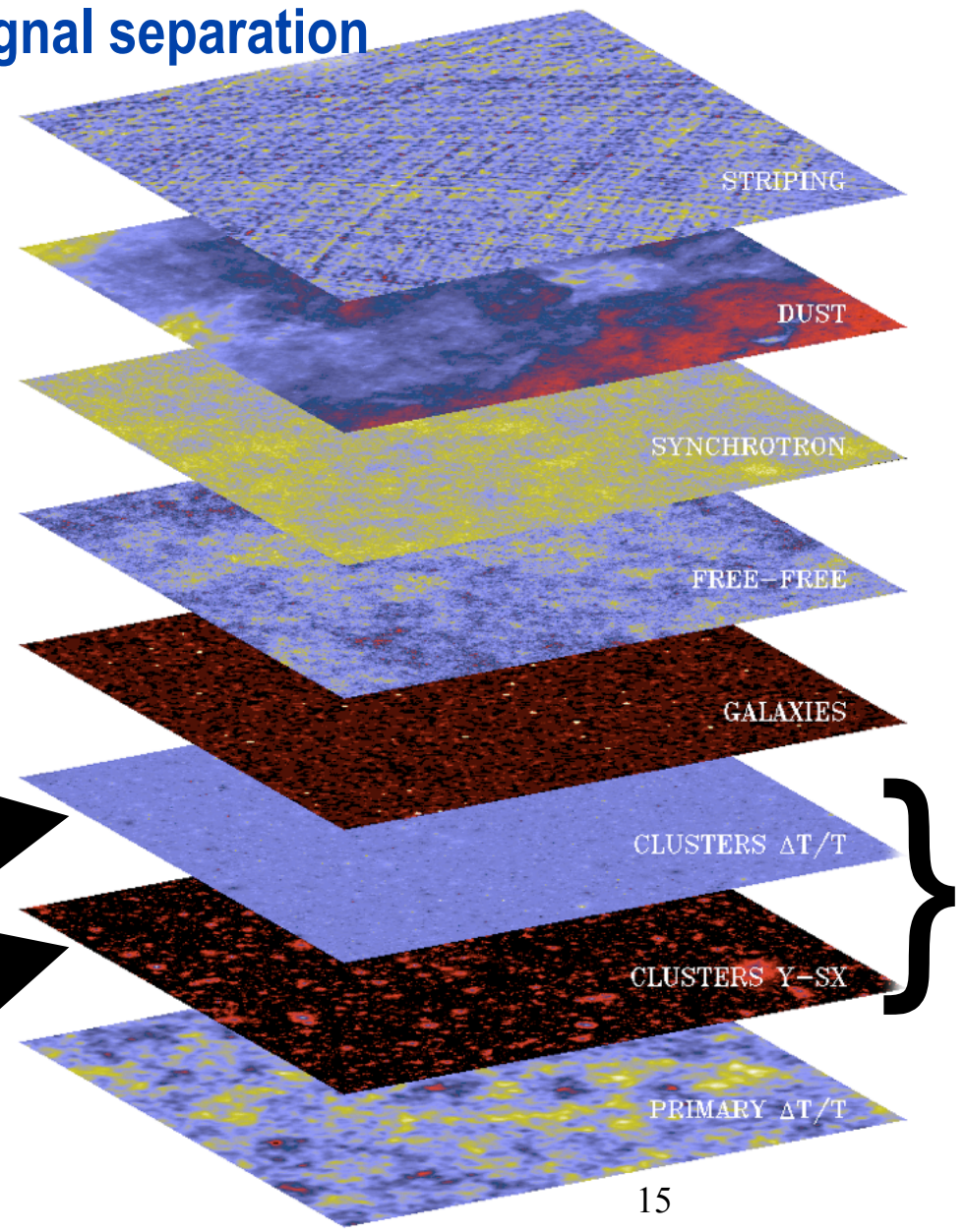
peak-patch Λ CDM
> 10K smeared cls
@lowish z
from Planck

Figure 16: $2^\circ \times 2^\circ$ maps for a $\sigma_8 = 0.7$ CDM model that could be probed by the Cosmic Background Imager (CBI) being built by Caltech: an 8 small-dish interferometer to map scales from $\sim 2' - 20'$, with optimal sensitivity $\gtrsim 5'$, using HEMTs to cover frequencies 30–40 GHz, with a 15 GHz channel to help to remove contamination. (a) Shows the SZ effect for 30 GHz, with contours $-5 \times 10^{-6} C_{SZ} \times 2^{n-1}$; (b) the associated ROSAT map (0.1–2.4 keV), with contours $10^{-14} C_X \times 2^{n-1} \text{ erg cm}^{-2} \text{ s}^{-1}$, so the minimum contour level is similar to the ROSAT 5σ sensitivity for long exposure pointed observations; (c) the Thomson scattering anisotropy induced by the bulk motion of the clusters, with contours now $\pm 1.25 \times 10^{-6} C_V \times 2^{n-1}$, $C_V \approx 1.2$; (d) primary anisotropies, with contour levels at $\pm 10^{-5} \times 2^{n-1}$. Negative contours are light and dotted. The C_{SZ} , C_X and C_V are order-unity correction factors.

the quest for primordial non-Gaussianity within the primary CMB requires exquisite foreground removal, whether inflation-induced or cosmic-string-induced, ...


the TBD of Planck vintage 98: signal separation

striping
dust
synchrotron
bremsstrahlung
dusty galaxies
kinetic SZ
thermal SZ
PRIMARY





- *Two sky surveys finished 2010.7*
- *Early Release Compact Source Catalog 2011.1*
- *Four sky surveys finished 2011.7*
- *Public release of 1yr data, papers 2012.7*




- Planck and Herschel split
~1/2hr after launch
Trip to L2: ~ 30 days from
May xx launch*
- *Decontamination & Cool-down ~ 45 days*
 - *Detectors at 100mK at L2 around Canada Day July 1*
 - *CPV (Checkout & Performance Verification) to early Aug*

SB adiabatic cluster test *then*: ITP9

"1995" ITP Cluster Comparison
of Cosmological Hydro+N-body Codes
Coordinators: Frenk + White

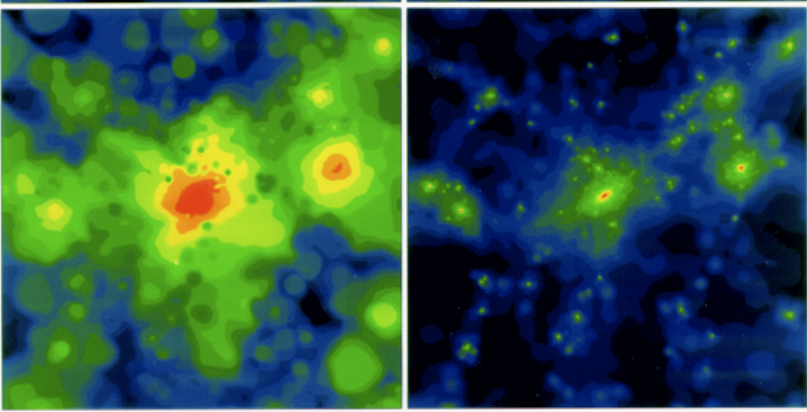
← 32 Mpc →

L_x



P_g

T_{gas}



P_{DM}

Group	Method	CPU	machine	storage
	+tree ^{PM}	60		50
Bond & Wadsley	SPH+P ³ M	119hr	DECα	100MB
Bryan & Norman	PPM+PM	200	SGI PowCh	500
Cen	TVD+PM	5312	IBM Sp2	4400
Evrard	SPH+P ³ M	320	HP375	17
Gnedin	SLH+P ³ M	136	SGI PowCh	90
Jenkins, Thomas & Pearce	SPH+AP ³ M	5000	Cray-T3D	512
Owen & Villumsen	ASPH+PM	40	Cray-YMP	106
Navarro	SPH+Direct	120	Sparc10+Grape	75
Pen	MMH+MMPM	480	SGI PowCh	900
Steinmetz	SPH+Direct	28	Sparc10+Grape	22
Couchman	SPH+AP ³ M	77	DECα	95
Yepes & Klypin	FCT+PM	350	Cray-YMP	480
Warren & Zurek	DMonly Tree	15360	Intel-Δ	1000

"GENERAL" AGREEMENT ON FINAL STATE.
• EXCELLENT IN P_{DM} , P_{gas}
• good in T_{gas} , S_{gas} , P_{gas} , L_x , gas fract¹²

Contoured images of the projected X-ray luminosity (top left), gas density (top right), X-ray weighted Temperature (bottom left) and dark matter density (bottom right) for a large cluster at redshift zero in a CDM simulation with $H_0 = 50 \text{ km s}^{-1}$, $\Omega_b = 0.1$, $\sigma_8 = 0.65$ and $\Gamma = 0.25$, performed by Bond & Wadsley as part of the cluster code comparison of Frenk *et al.* (1997). Each figure panel is 32 Mpc across. The cluster at the centre contains $10^{15} M_{sun}$ and has a total X-ray luminosity of $2 \times 10^{45} \text{ erg s}^{-1}$, integrated out to $r_{200} = 2.7 \text{ Mpc}$. The peak temperature is 10^8 K .

ITP '95 CLUSTER COMPARISON Λ CDM
 $\Omega_B = 0.1, \sigma_8 = .65, \Gamma = .25$

FINAL STATE

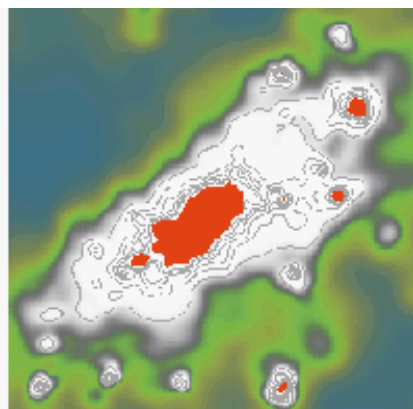

$M_d = 10^{15} M_\odot$
 $L_x (< r_{200} = 2.7 \text{ Mpc}) = 2 \times 10^{45} \text{ erg/s}$
 $T_{gas} |_{max} = 10^8 \text{ K}$

& then: KITP cluster workshop Jan-Apr 2011

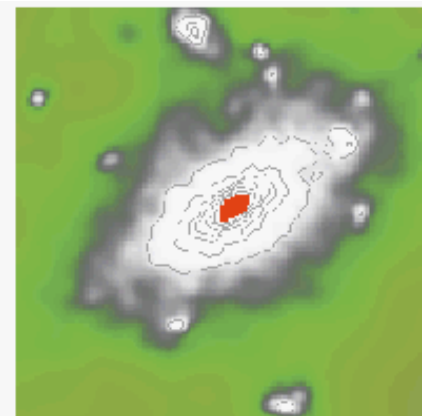
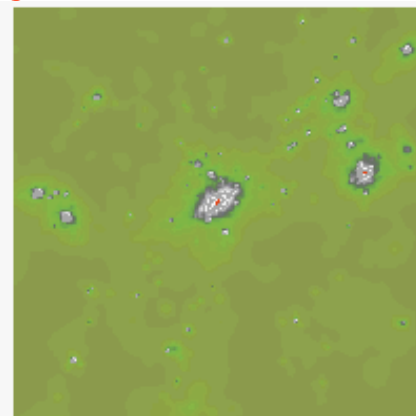
Kravtsov, Marrone, Oh organizers

ITP95 Cluster Comparison seen in Lensing, SZ & X at $z=0.5$ & $z\sim 0$

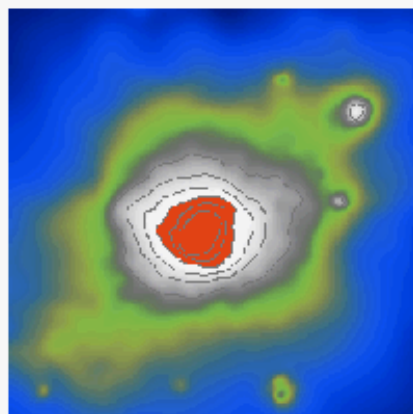

Weak lensing



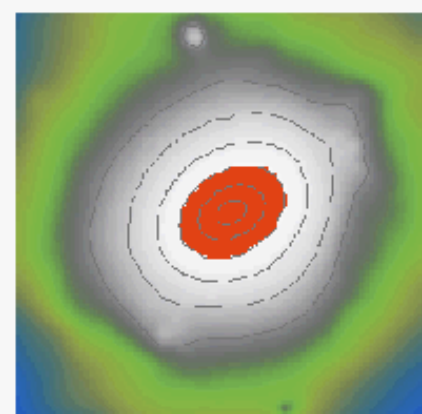

Weak lensing



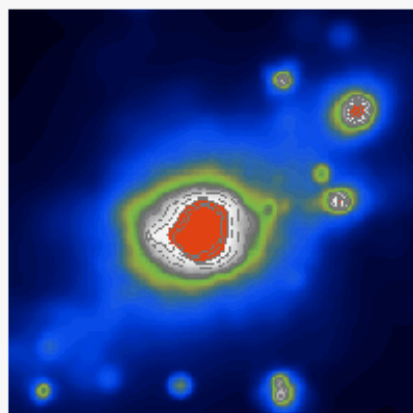
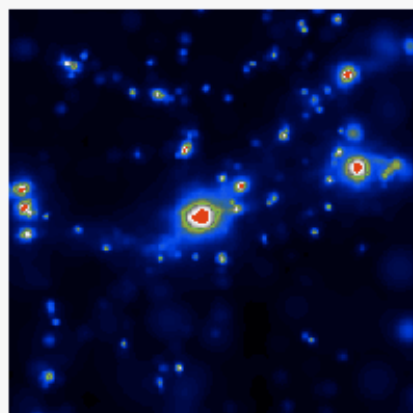
SZ





SZ



X-rays



X-rays

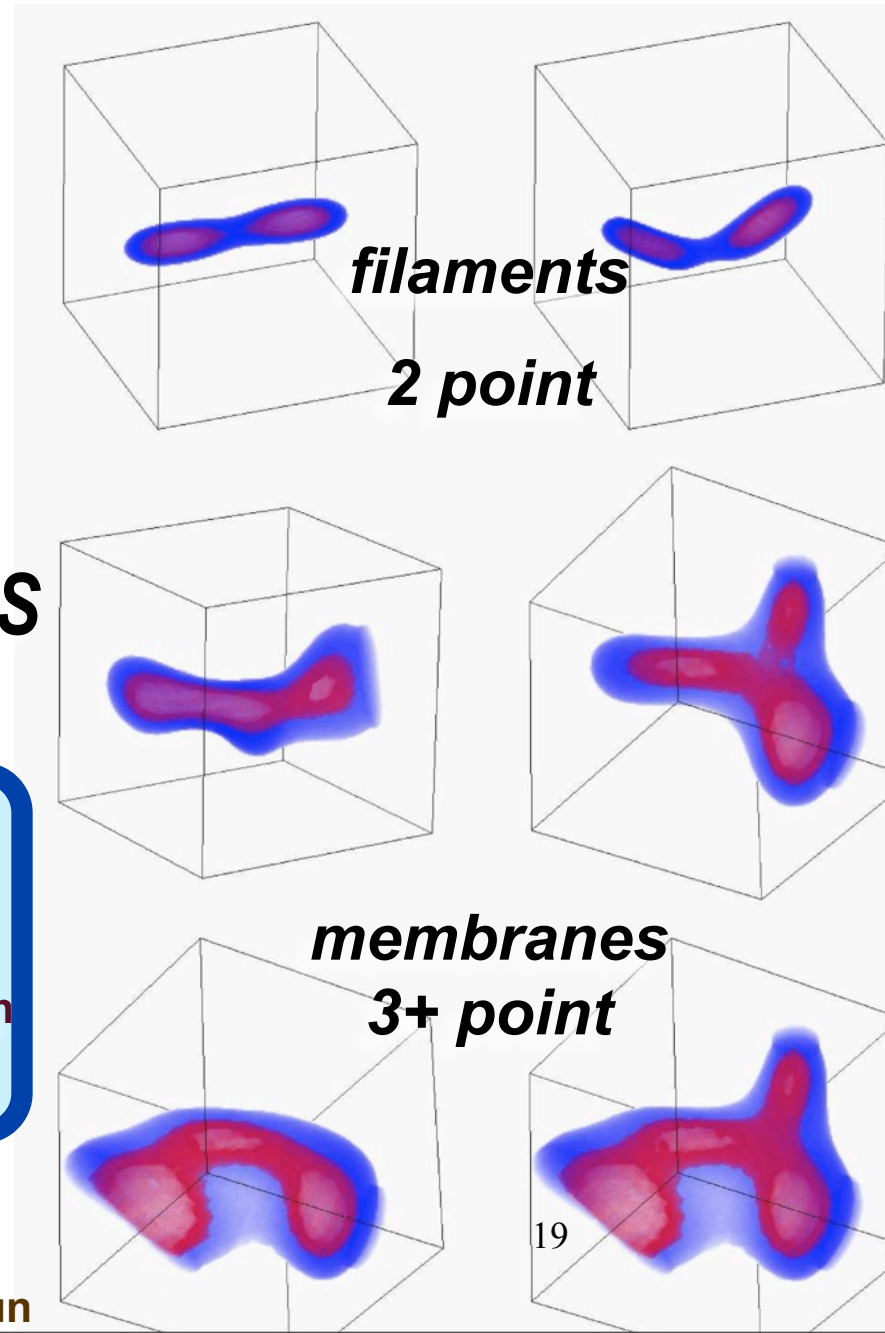



80 arcmin

20 arcmin

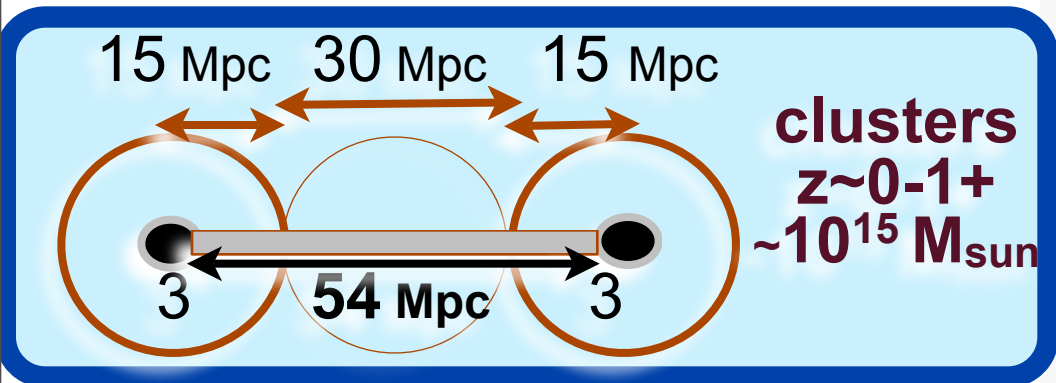
600 arcmin

90 arcmin



“Molecular” Picture of Filaments & Membranes in LSS

B+Kofman+Pogosyan 96-99



clusters
 $z \sim 0-1+$
 $\sim 10^{15} M_{\text{sun}}$

1 Mpc 2 Mpc 1 Mpc
3.6 Mpc

galaxies
 $z \sim 2-5$
 $\sim 10^{11.5} M_{\text{sun}}$

membranes
3+ point

galaxy clusters: *intermittency in cosmic random fields of mass, pressure, X-ray & optical luminosity, tides/shear (lensing) ...*

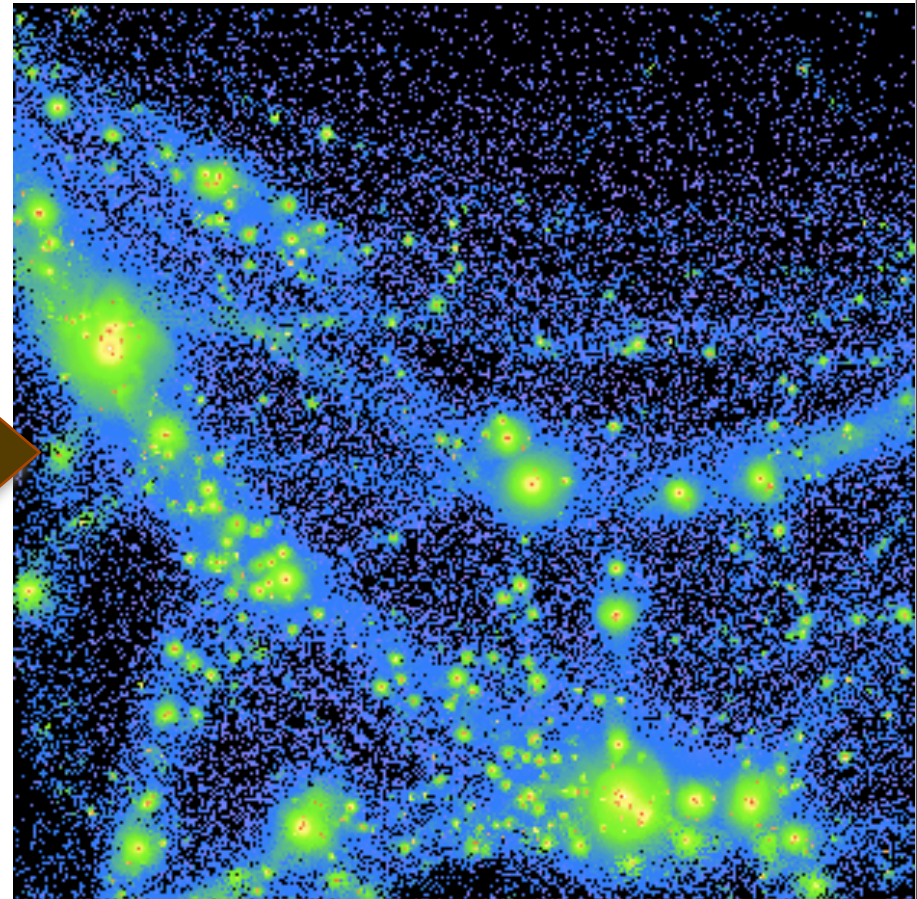


B+Kofman+Pogosyan+Wadsley 97/99

constrained supercluster treePM-SPH sim of Λ CDM +cooling

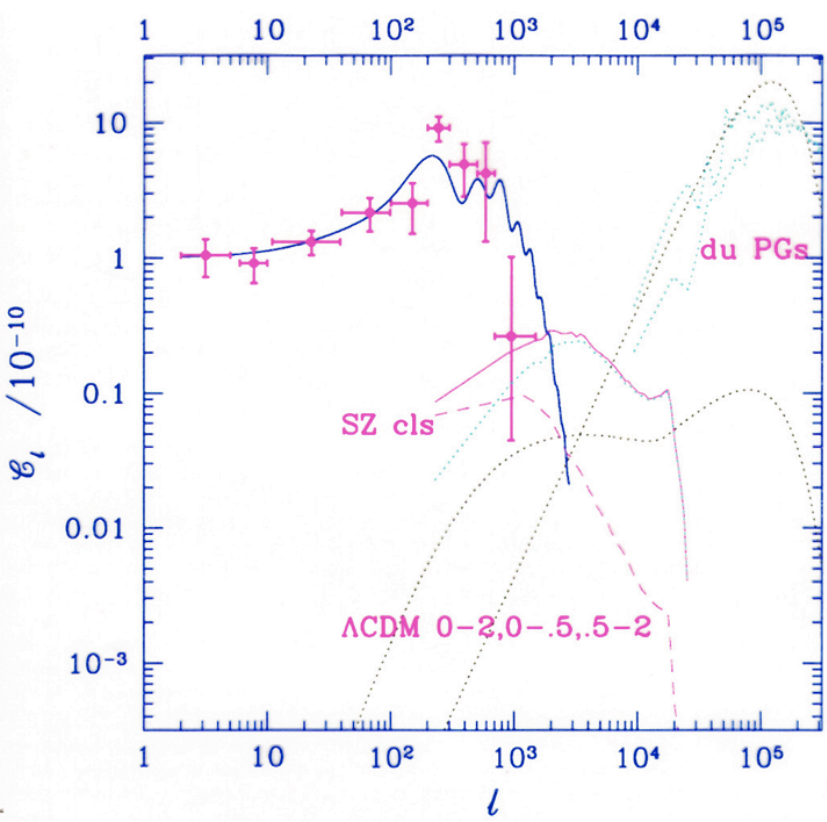
largest k-range of its time (\gg Virgo sim)

104 Mpc HighResolution +166 MedRes +266 LoRes

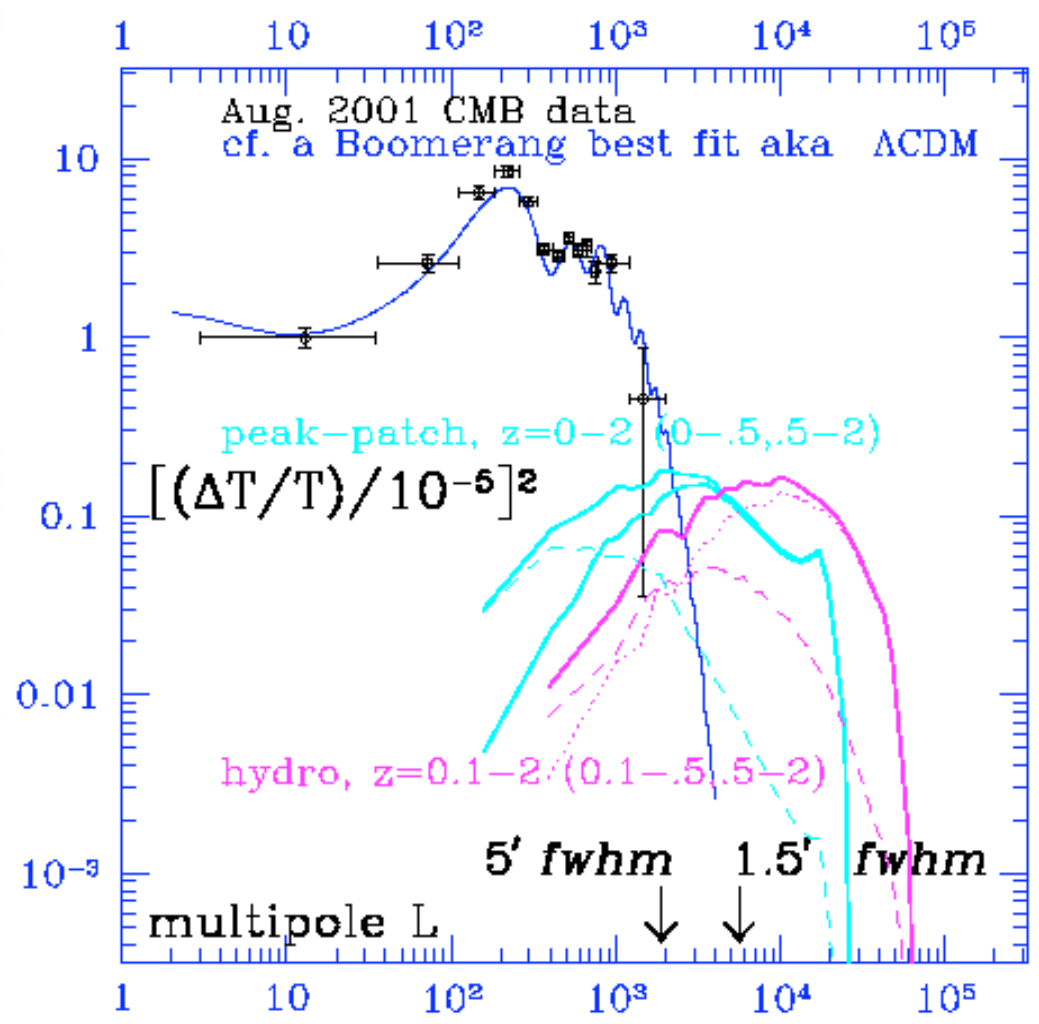
\Rightarrow Sunyaev-Zeldovich effect in supercls may give outskirts of clusters & groups, but not filaments (unless \exists large gas E-outflows)

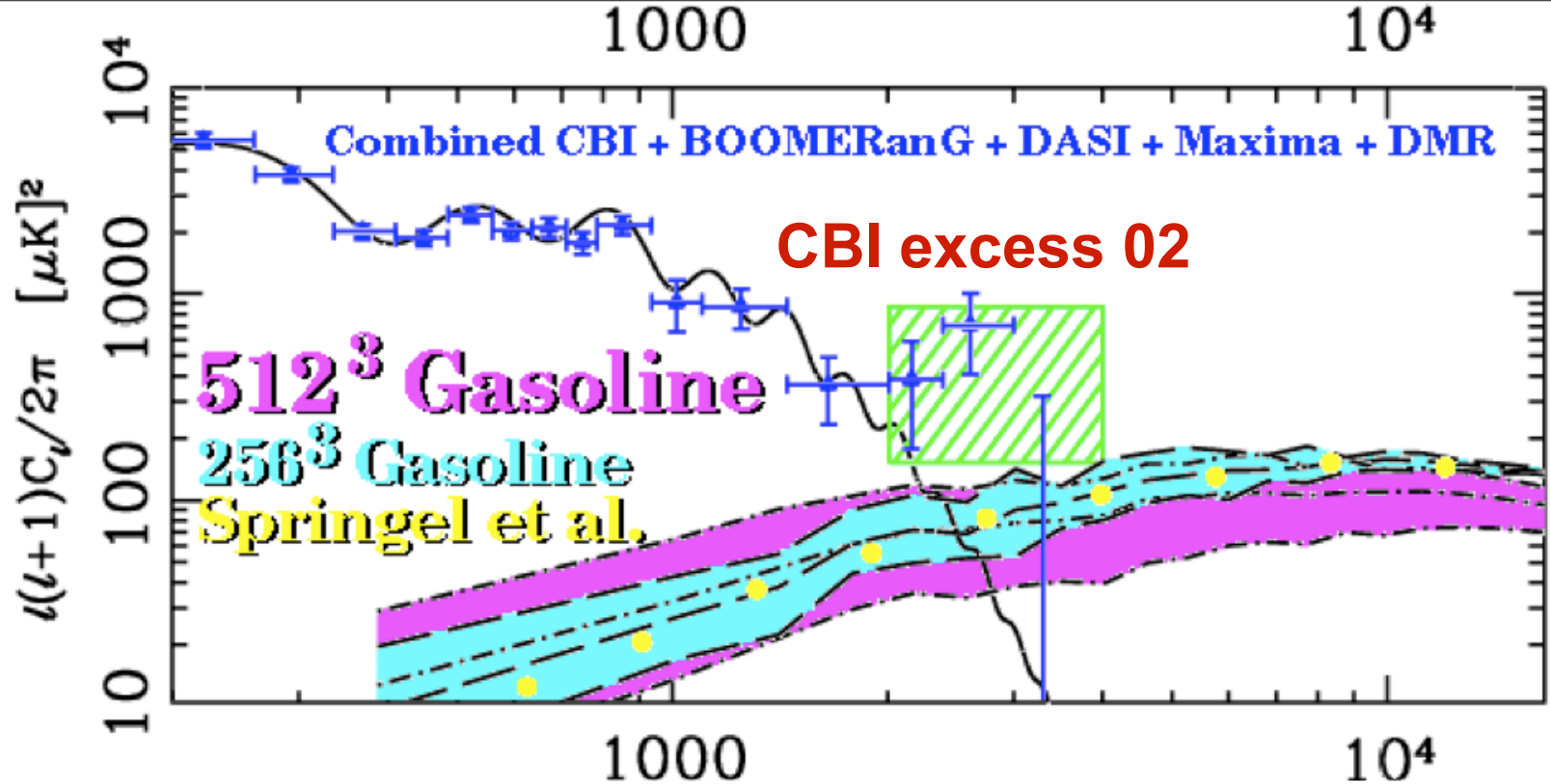


pre-Boomerang

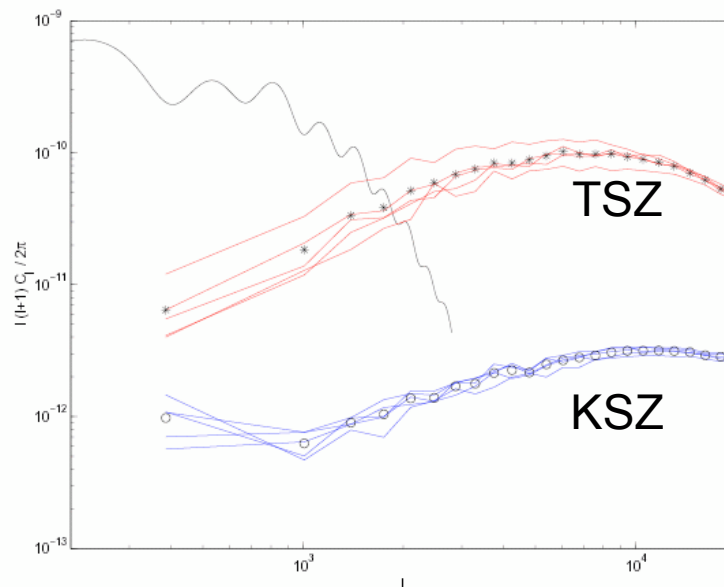


post-Boomerang



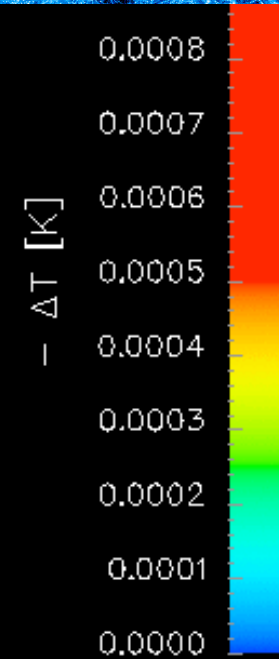




512³ Λ CDM sim SZ
power spectra for
various realizations



*cf. Pen & Zhang 02
 MMH for CBI02,
 smaller box, more
 power at low L, flatter
 at high L, analytic PS
 approximation to it,
 calibration for KS?*

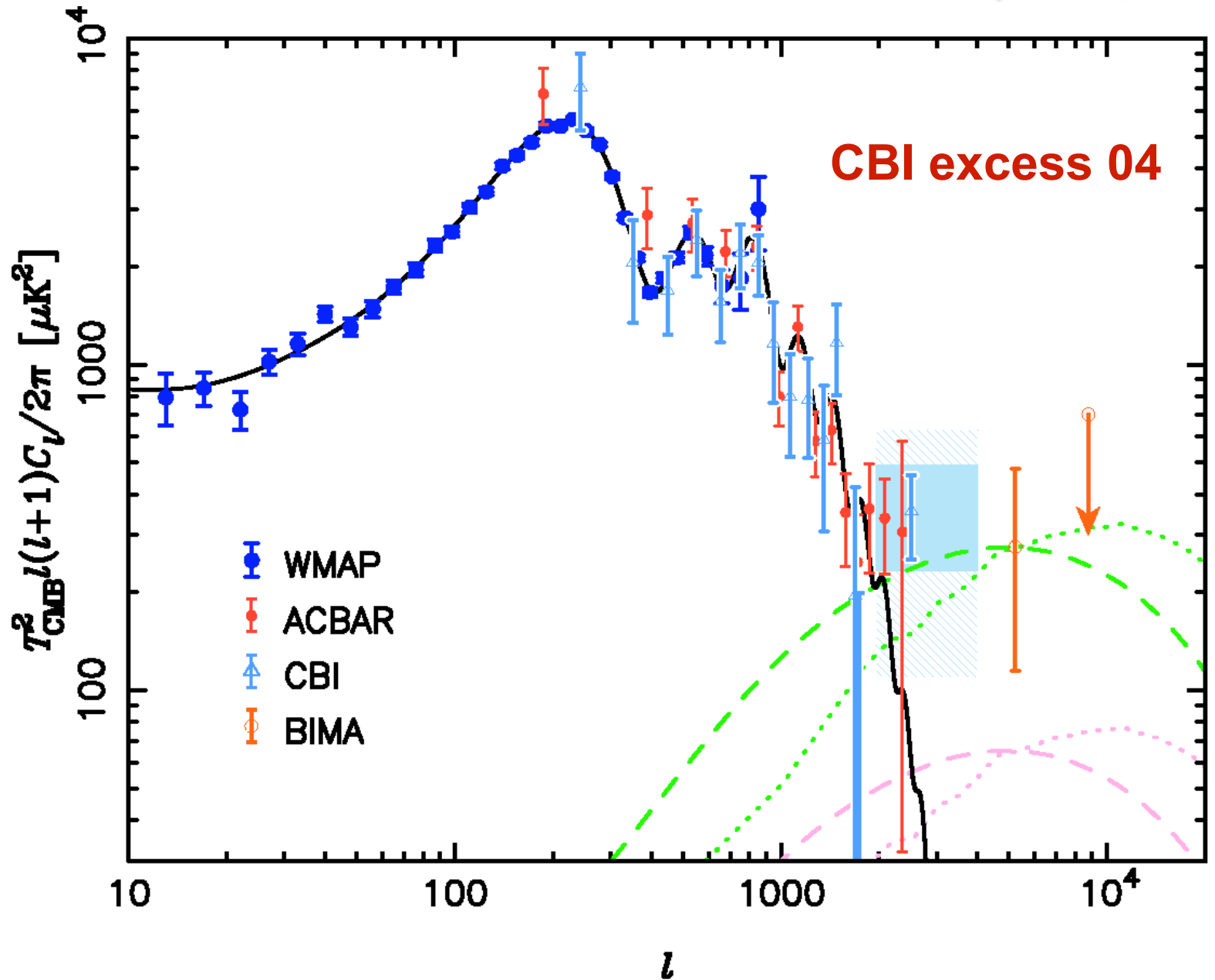
5° × 5° map — ΔT @ 30 GHz — SZE



400 Mpc 512³ SPH Λ CDM: $\Lambda=0.7$ $\Omega_m=0.3$ $\Omega_b=0.045$ $h=0.7$ $\sigma_8=0.9$

pass the CMB thru the cosmic web; CBI extra power??

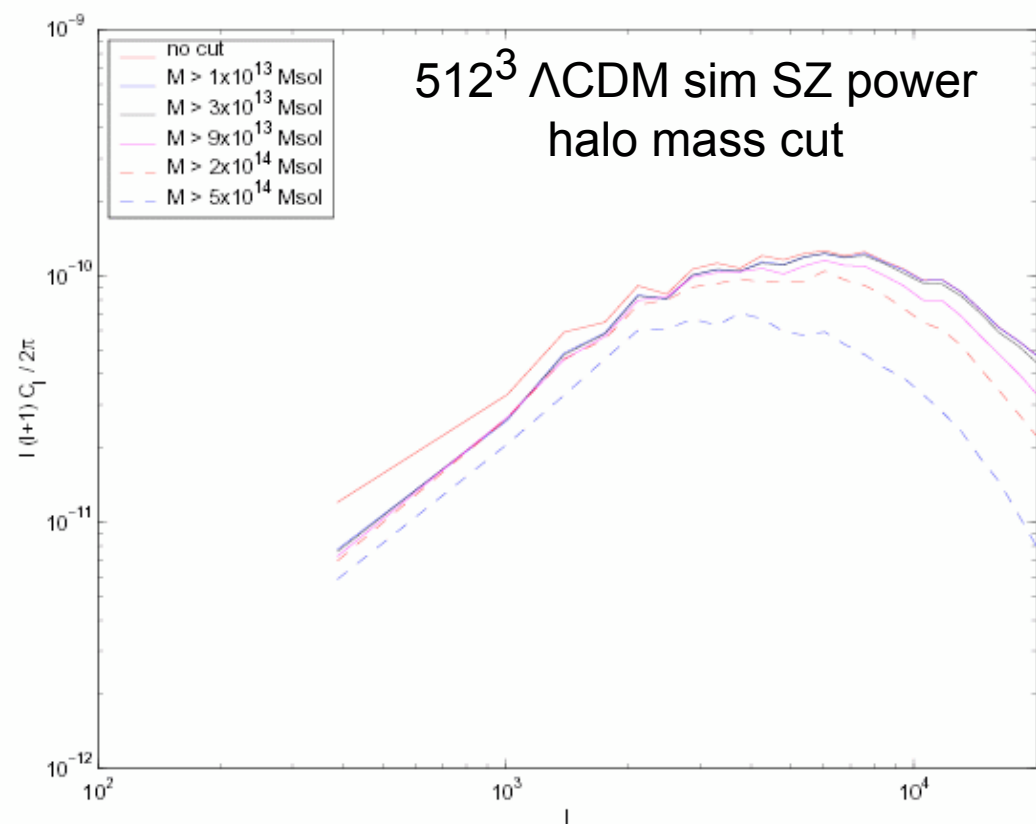
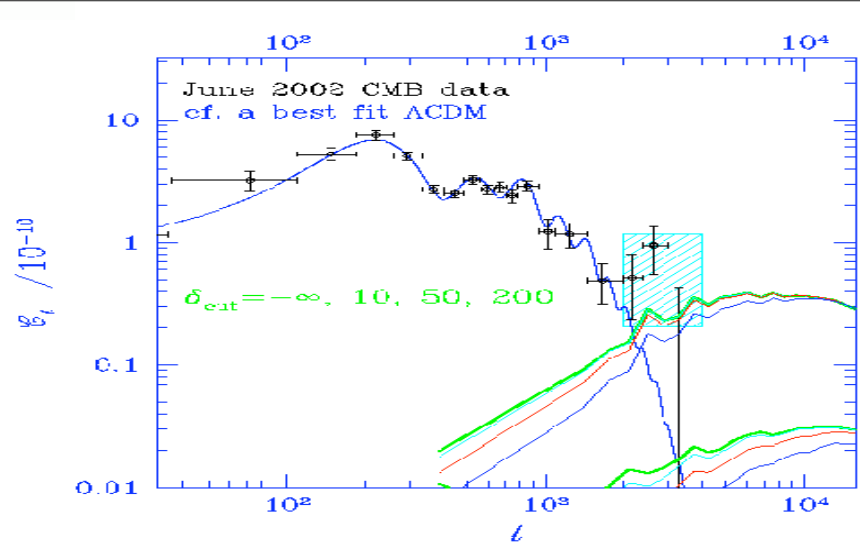
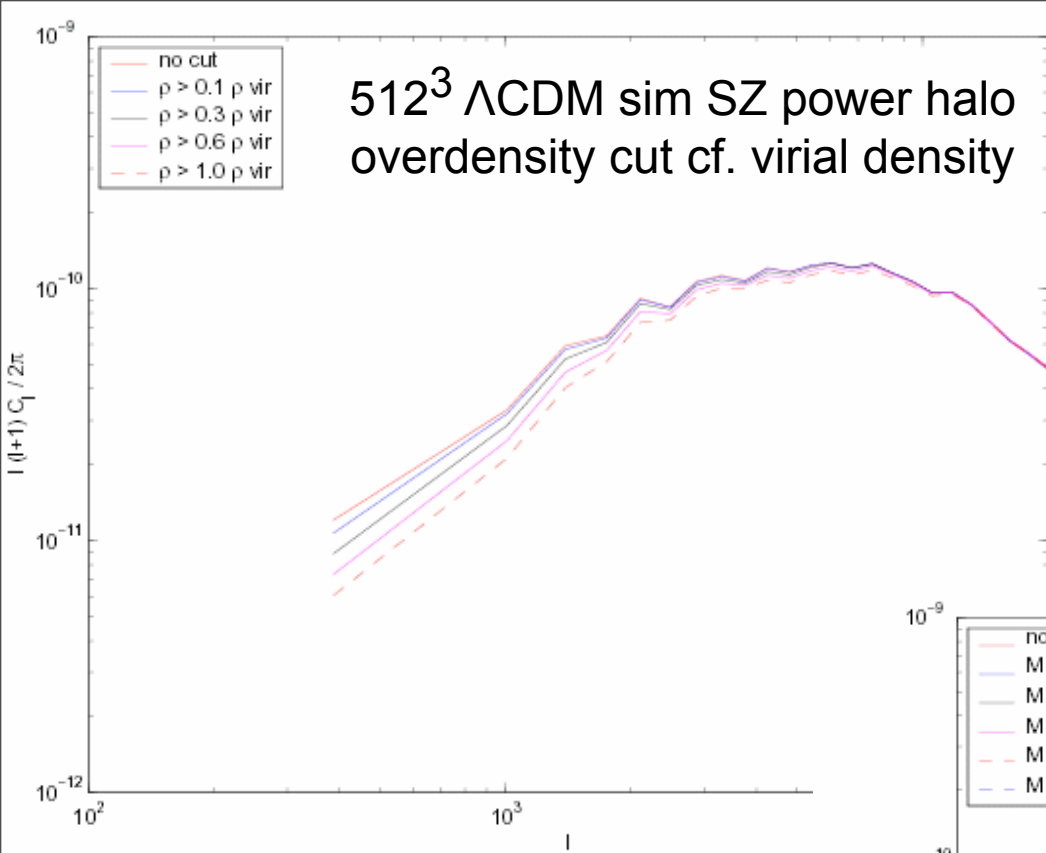
512³ LCDM tree-SPH sim tSZ maps: rotate & translate copies(z) of 400 Mpc box



by then, Springel et al's 1st heating/cooling attempts showed no dramatic effect on SZ, but ...

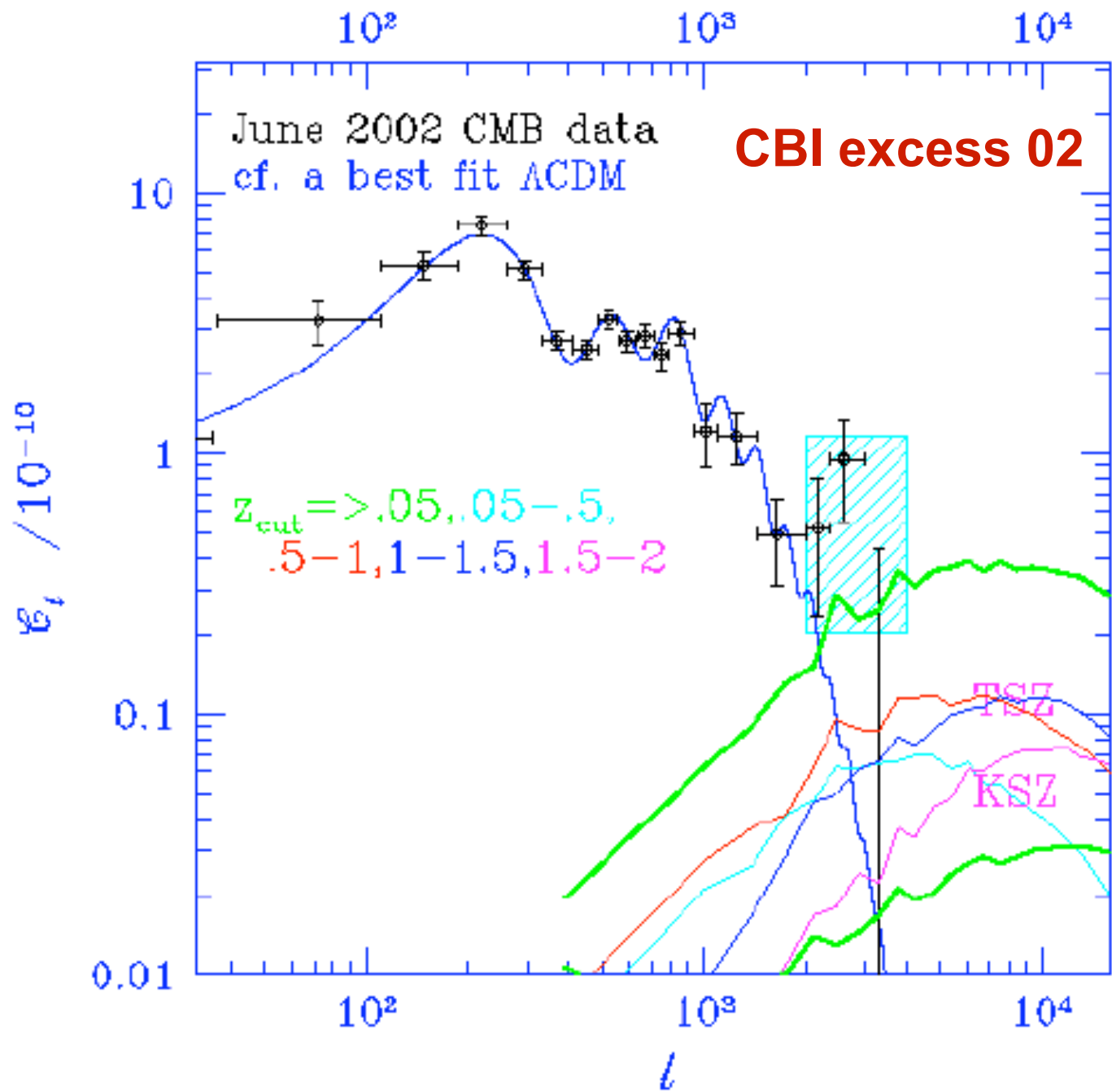
What sort of objects in the cosmic web dominate the SZ effect?

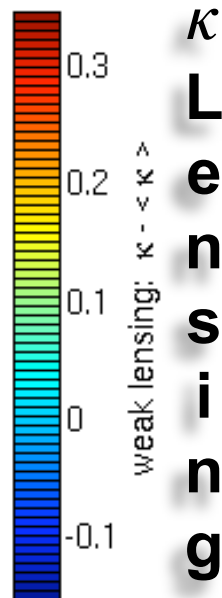
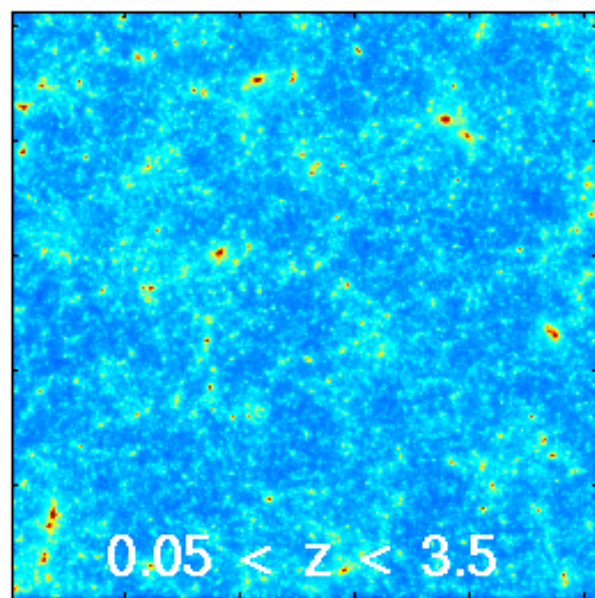
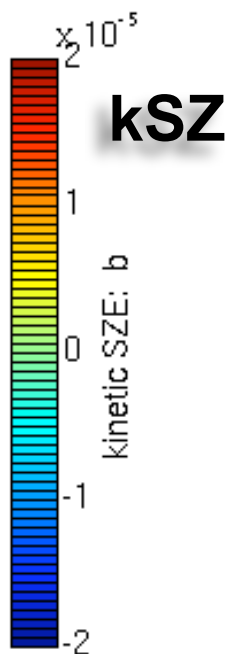
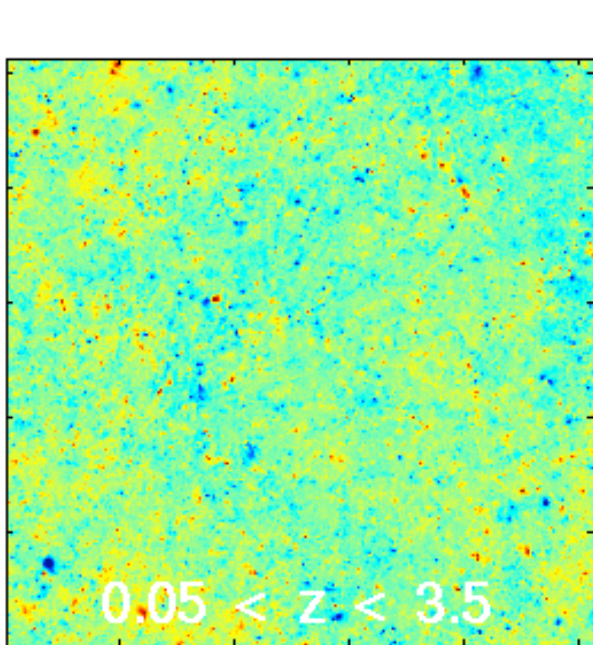
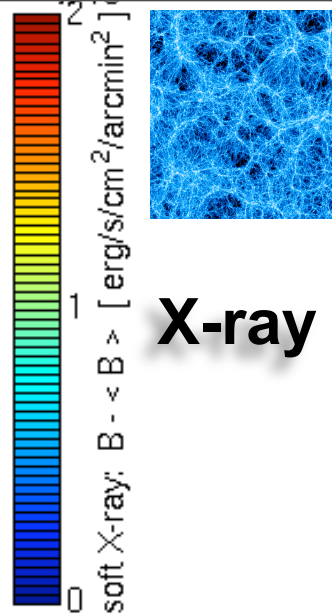
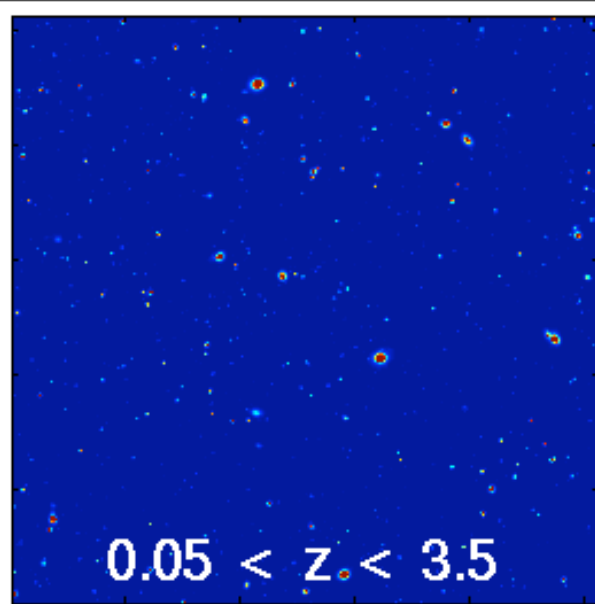
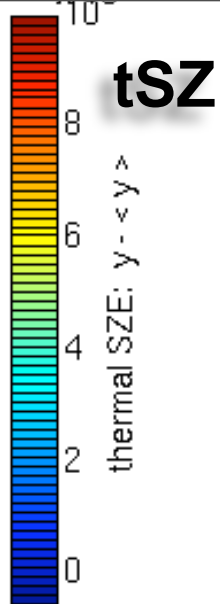

clusters and groups, with only a little from the filament outskirts, unless there has been substantial energy injection along the filaments



**What is the redshift range that
contributes to the SZ effect?**

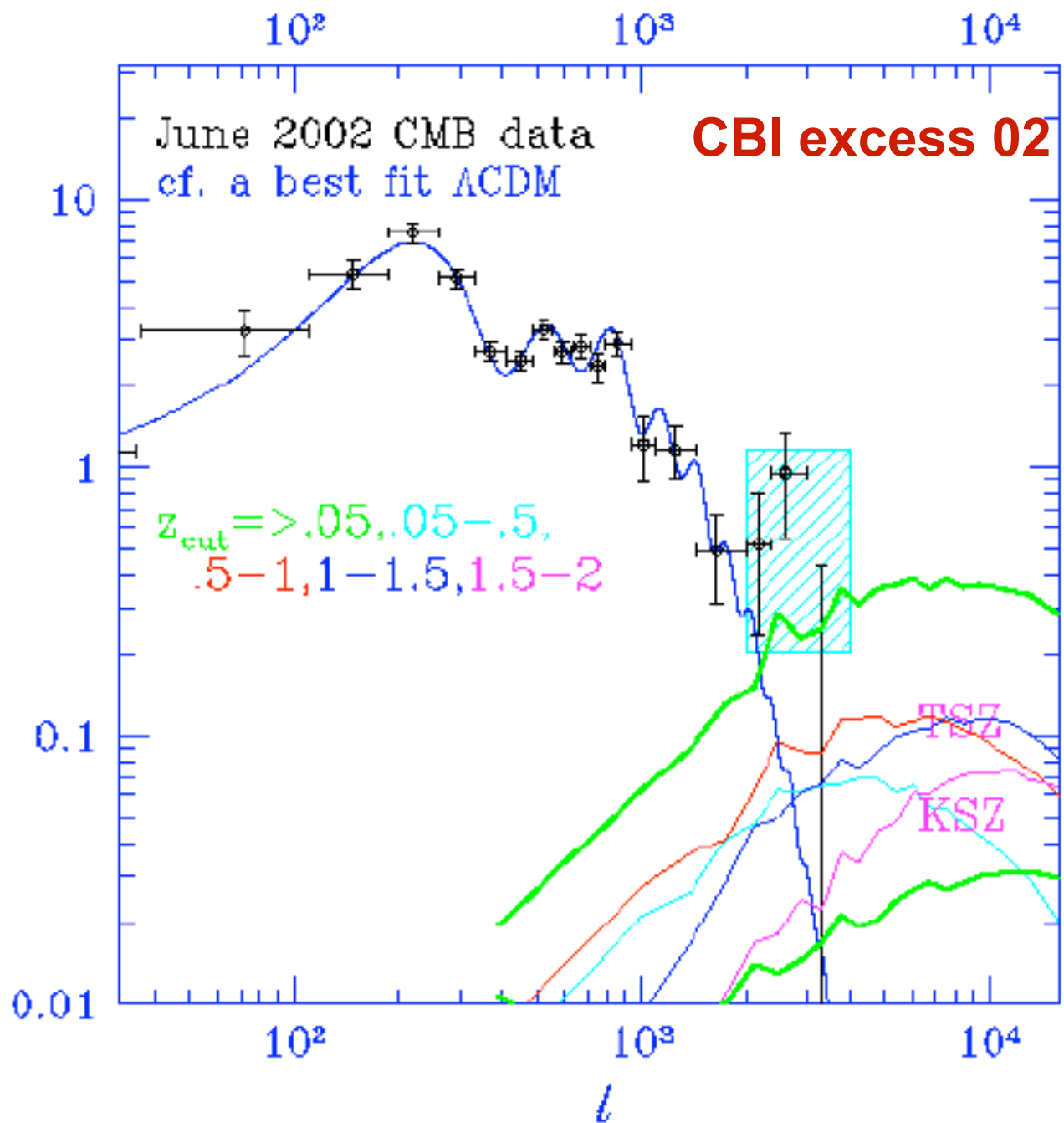
all from 0 to ~ 2

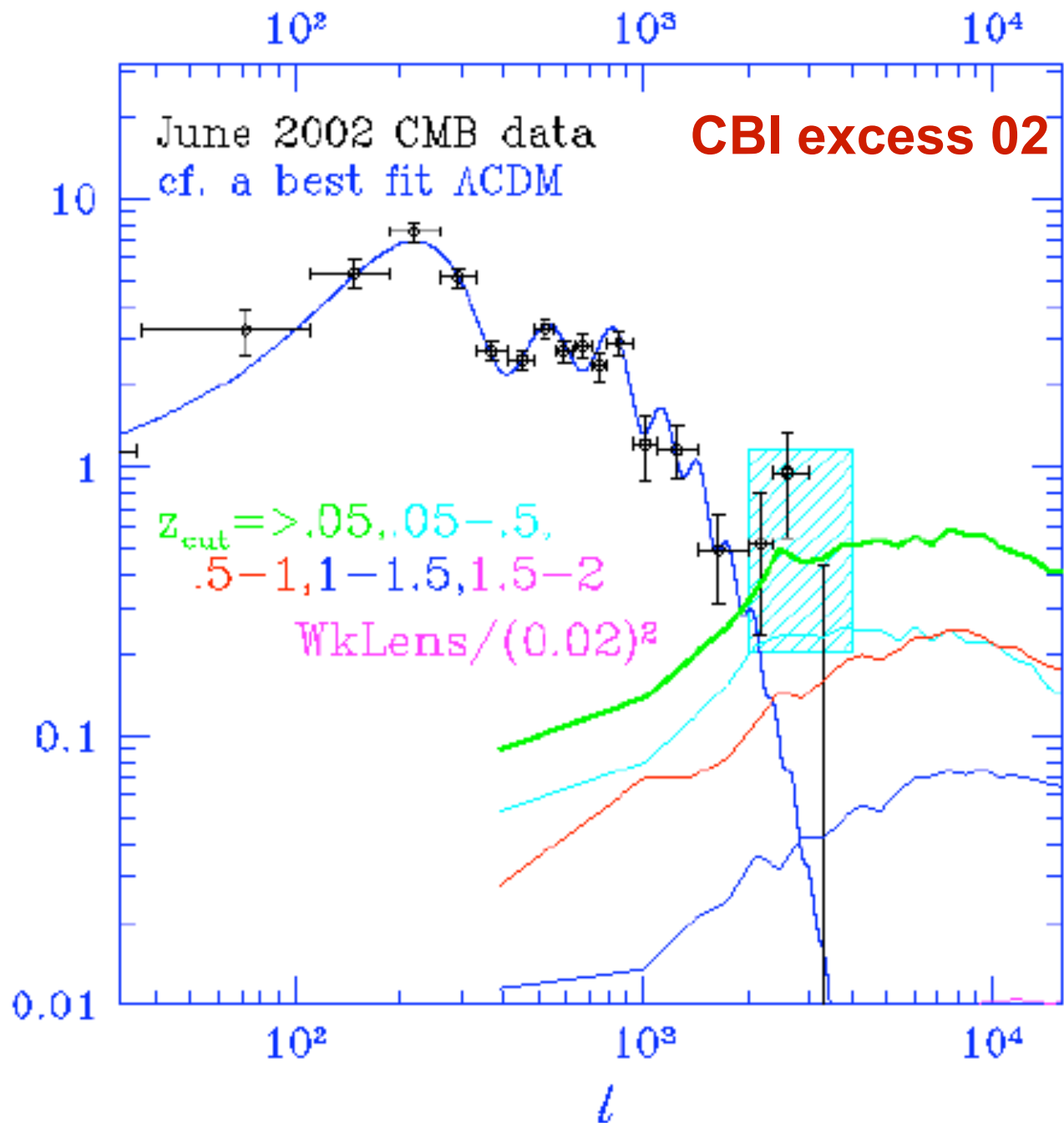


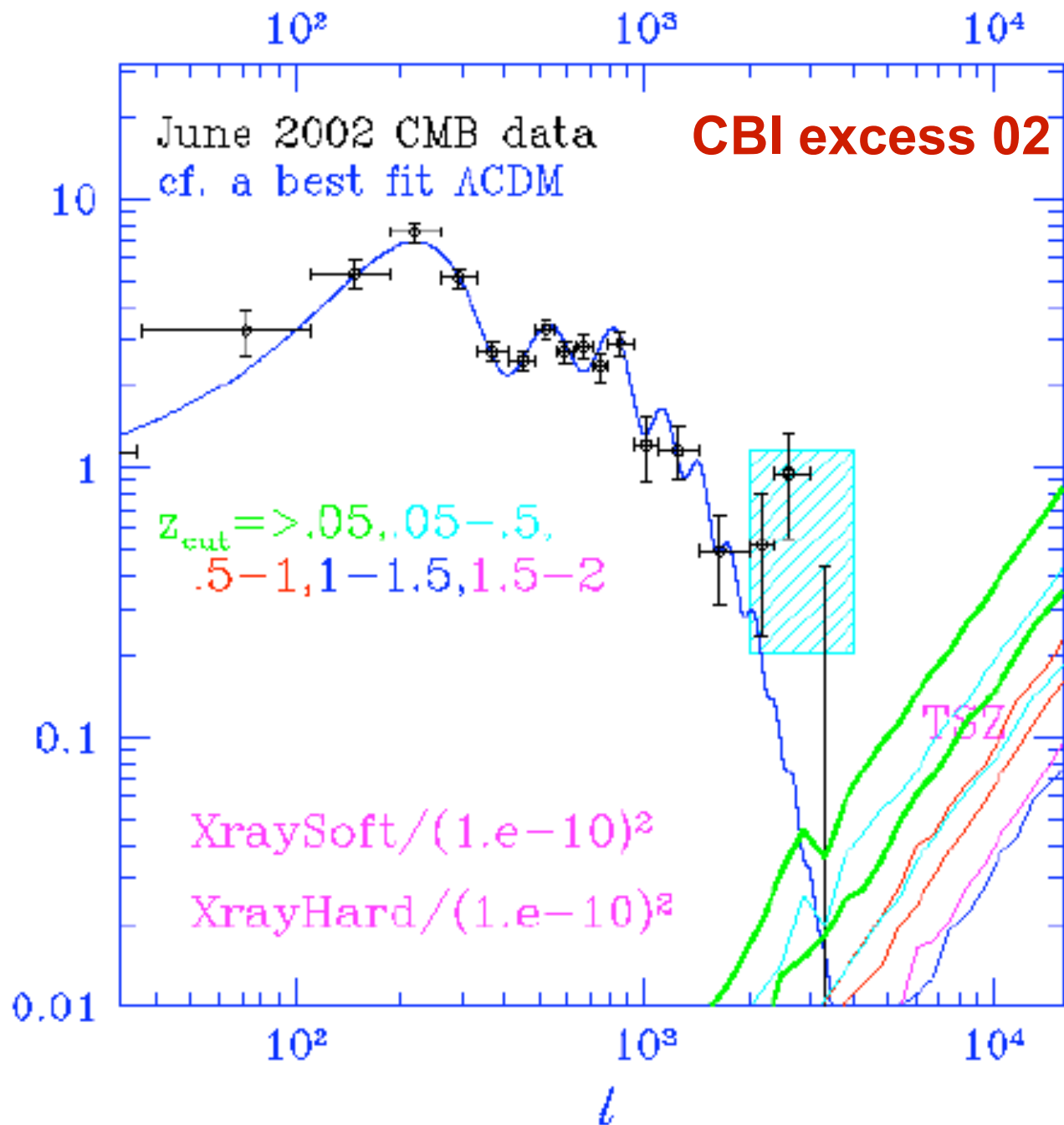


pass the CMB thru the cosmic web; CMB extra power??

512^3 LCDM sim tSZ maps: rotate & translate copies(z) of 400 Mpc box

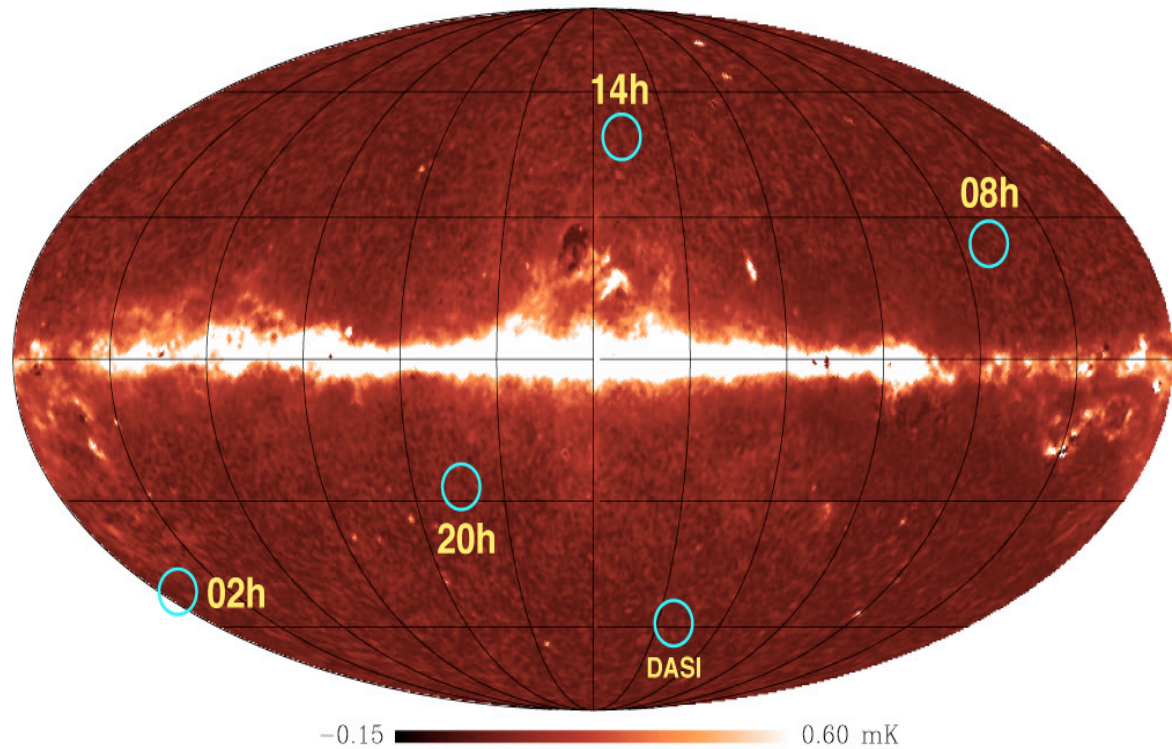


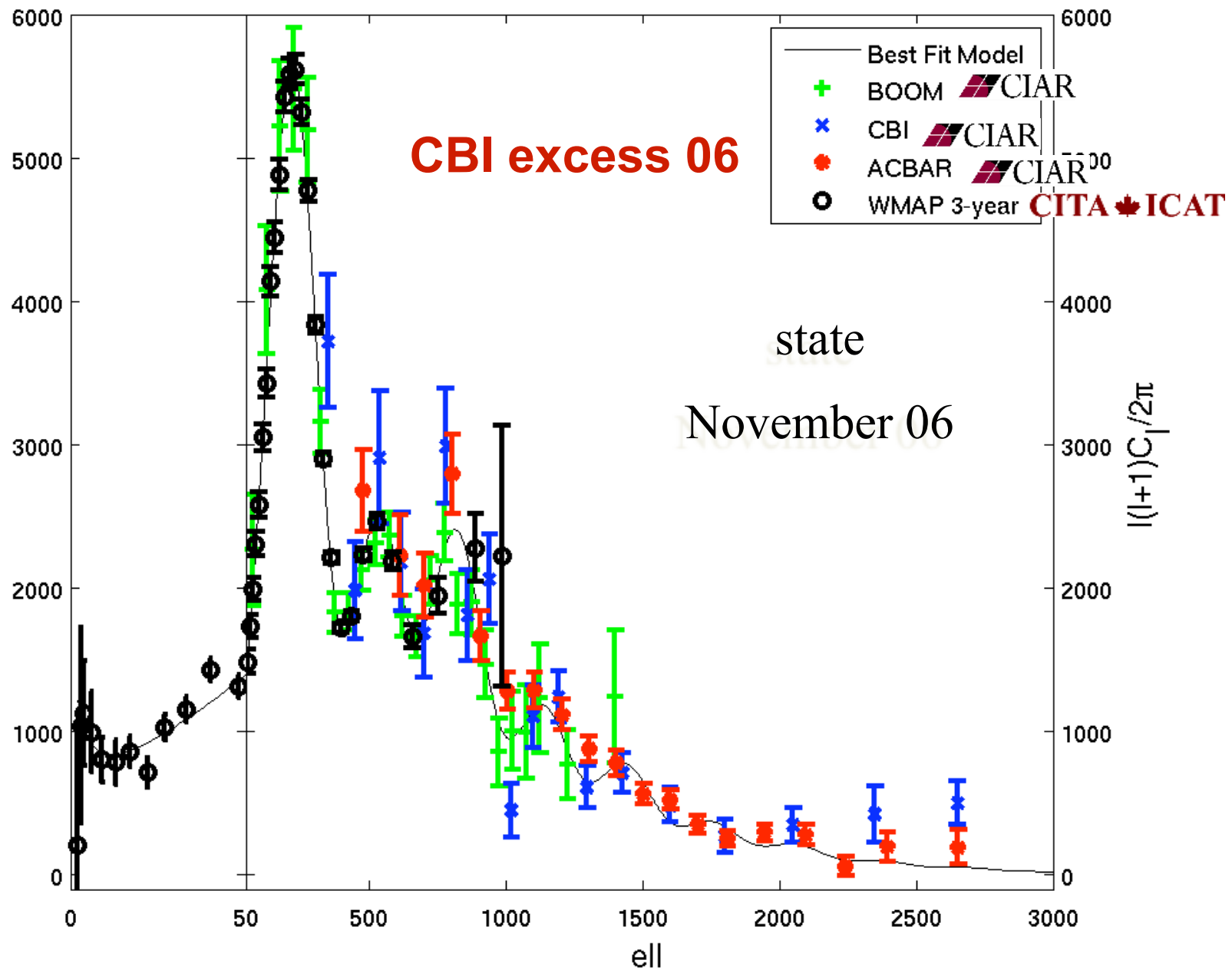


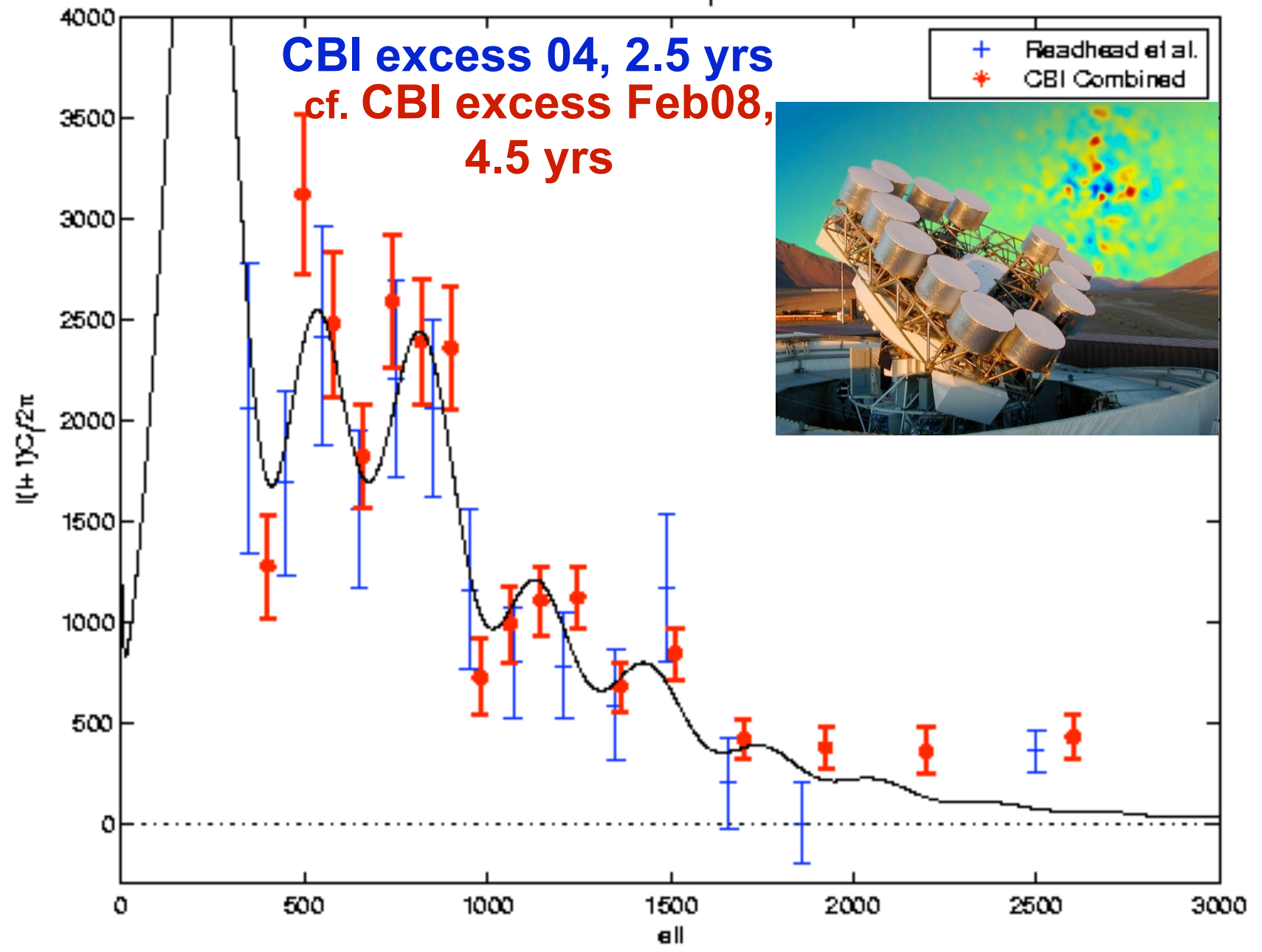


CBI has 2 distinct datasets. Partly overlap, so correlations must be done. Observing patterns differ.

- CBI observes 4 patches of sky – 3 mosaics & 1 deep strip in pol'n, 3 mosaic, 1 deep field in TT
- Pointings in each area separated by 45'. Mosaic 6x6 pointings, for $4.5^{\circ 2}$, deep strip 6x1.
- Lose 1 mode per strip to ground from pol'n, $\frac{1}{2}$ from differencing in TT.
- ~5 years of data, Jan 00 – Apr 05.

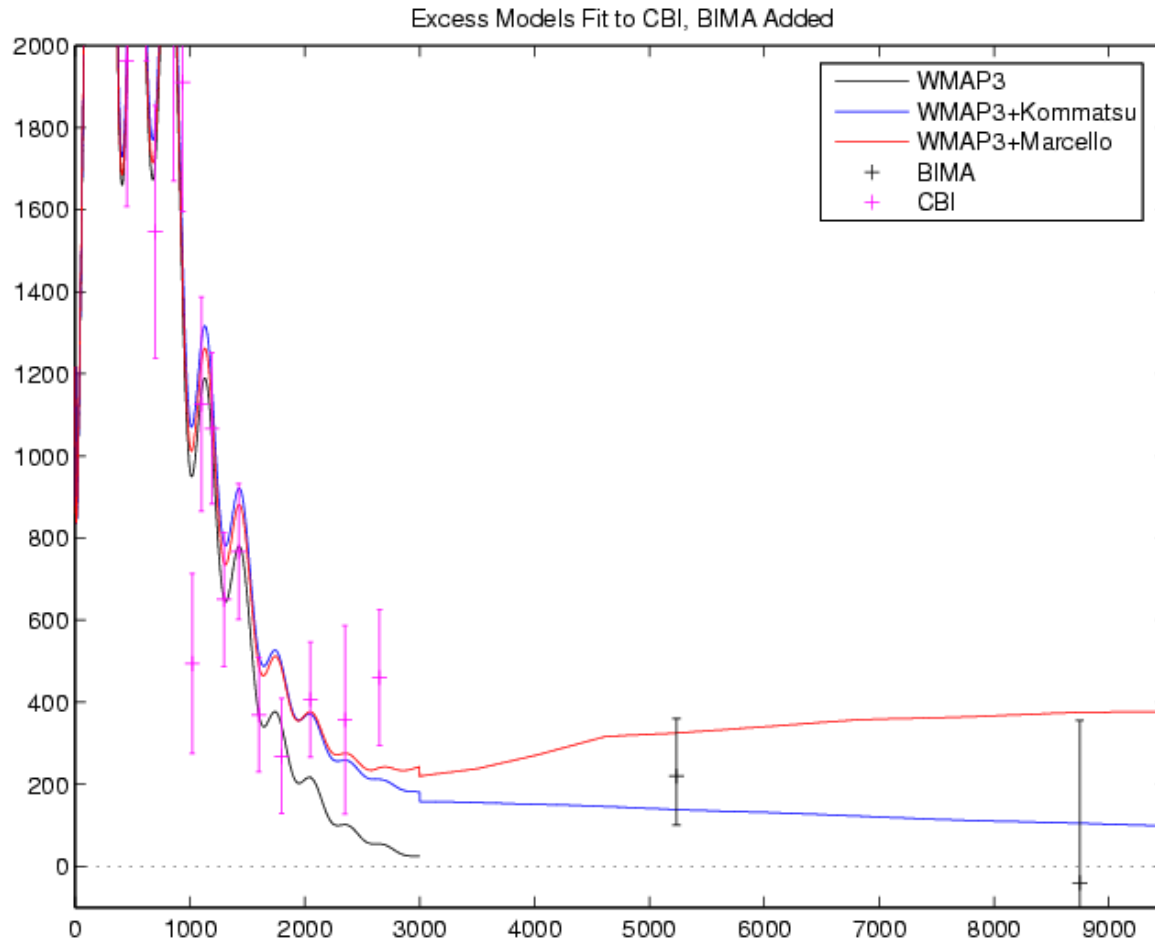






Current CBI+BIMA PS

Fit CMB+Excess model
to CBI_{tot} data



Red curve SPH simulation-based template (Bond et al.),
 1.03 ± 0.07 to $.988 \pm .05$

blue curve analytic
(Komatsu&Seljak, Spergel et al.06). 0.92 ± 0.07

Magenta points CBI w/ finer binning. Black points latest BIMA.

Models extrapolated to BIMA points – not a fit.

If CBI excess were due to unexpected source population, BIMA would see them. They don't.

ACBAR08

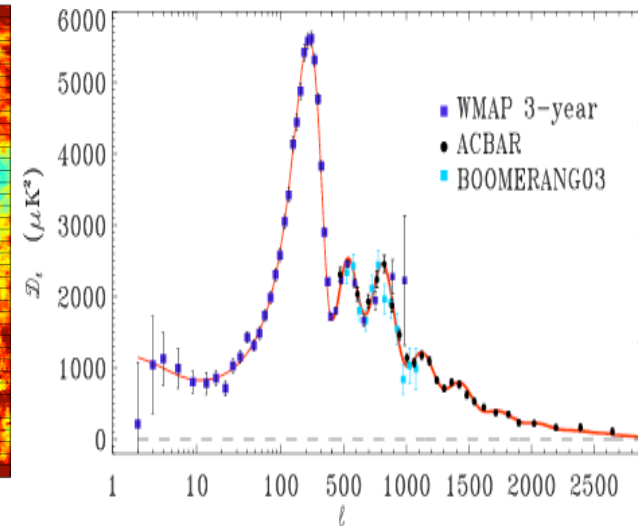
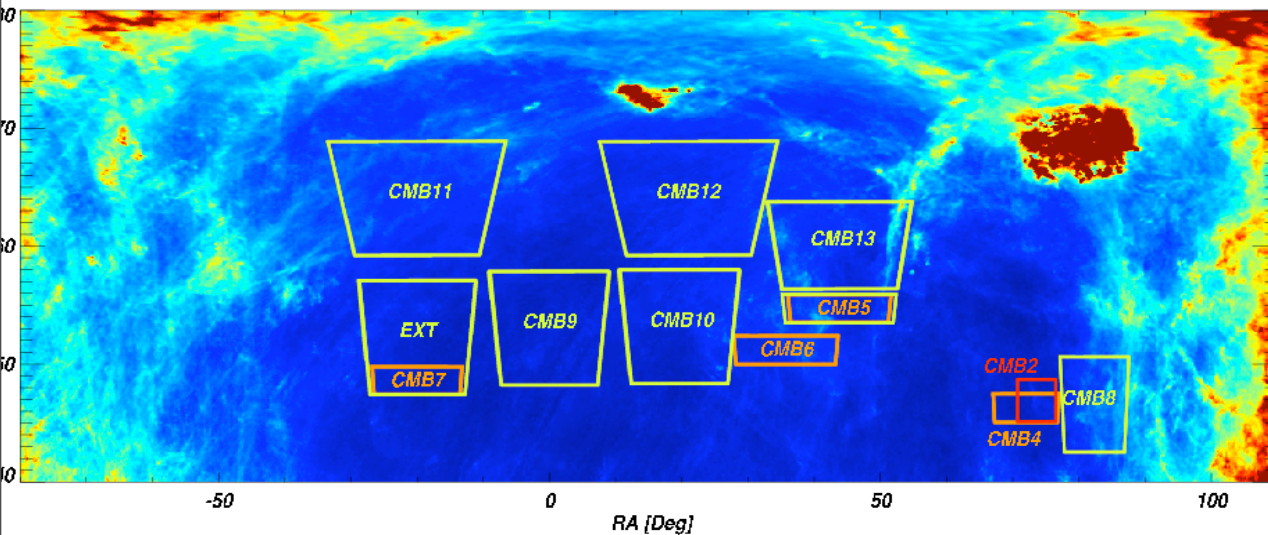
Reichardt et.al. astro-ph Thurs Jan 10

2.1 x detector-hours of ACBAR07

4.9 x sky coverage of ACBAR07 1.7% of sky

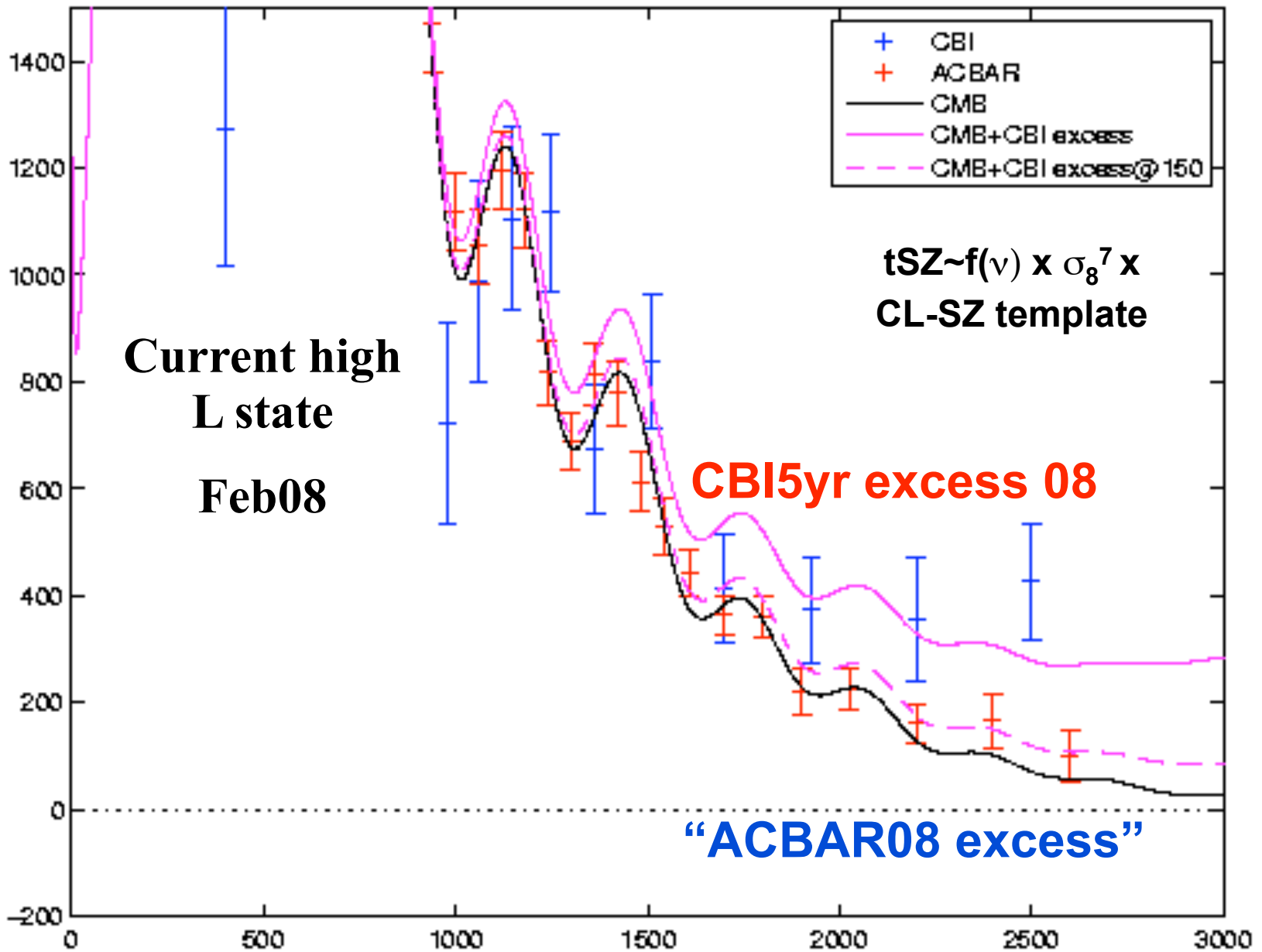
Calibration uncertainty to 2.2% from 6% via WMAP

ACBAR fields on the IRAS 100 micron map
0.00 0 2 4 6 8 10 10 MJy/sr



3rd & 4th & 5th peaks, brilliant damping tail

ACBAR excess > 2000 , 1.7sigma consistent with CBI excess (tSZ),
but could be enhanced sub-mm sources @150 GHz (now 0.6sigma)







marginalization critical to get n_s & $dn_s/d\ln k$; tSZ, radio, submm sources

CMB NOW 2009.1

$$\langle |\Delta T_{(LM)}|^2 \rangle L(L+1)/2\pi$$

$l(l+1)C_l/2\pi$ [μK^2]

-  CBI
-  WMAP 5-year
-  QUaD 2-year
-  ACBAR 150 GHz



pillars 1,2,3

1st 2nd 3rd 4th 5th peaks
& damping tail




pillar 5? "CBI excess"



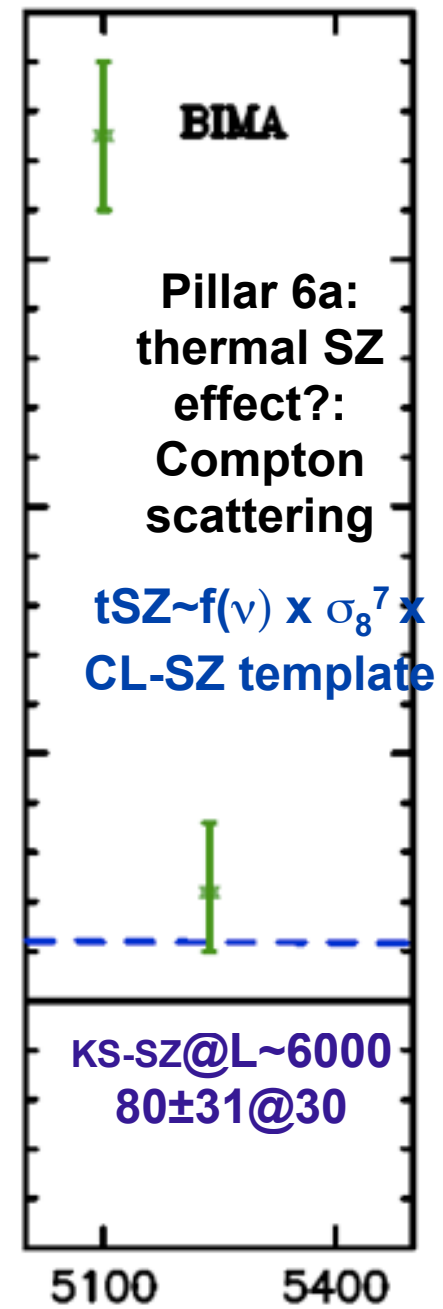
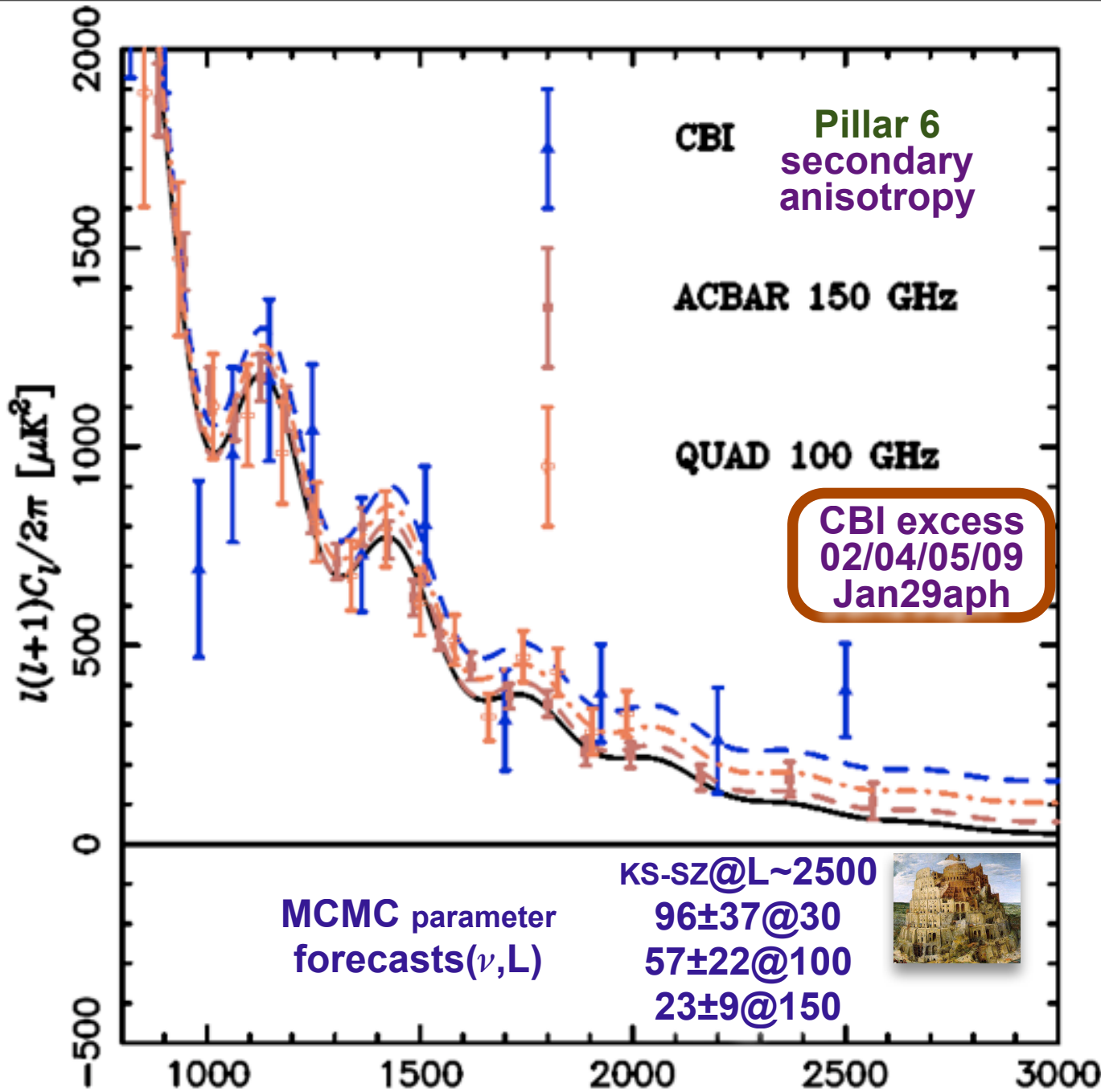
COBE regime

0 500 1000 1500 2000 2500 3000



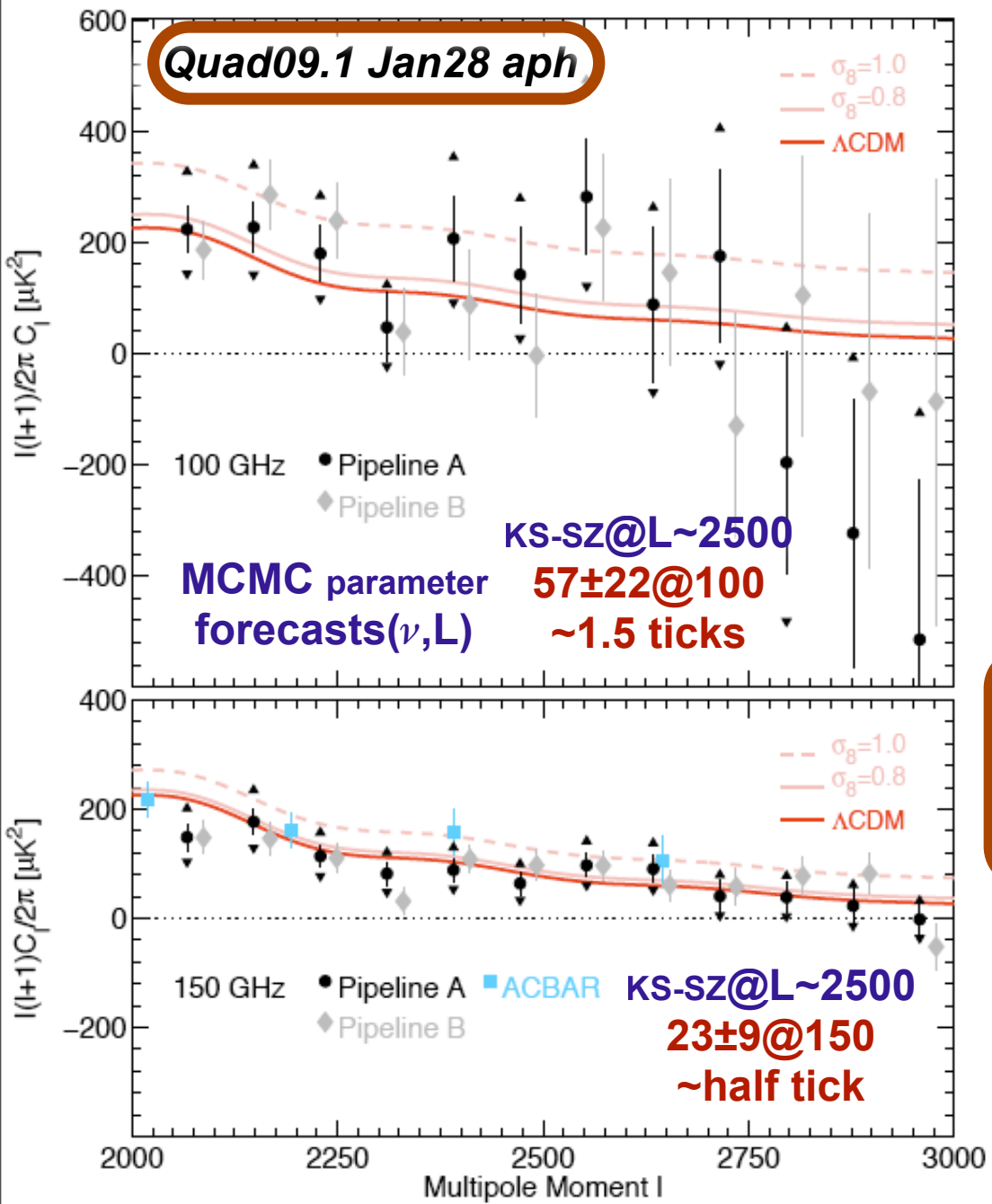
l

pillar 4: as random as can be given this spectrum



09Jan29 aph SZA@L~4066 60+65-55@30 \Rightarrow 34±60 cf. 92±35@30 KS-SZ@L~4000

Quad09.1 Jan28 aph



Pillar 6
secondary
anisotropy

CBI excess
02/04/05/09.1

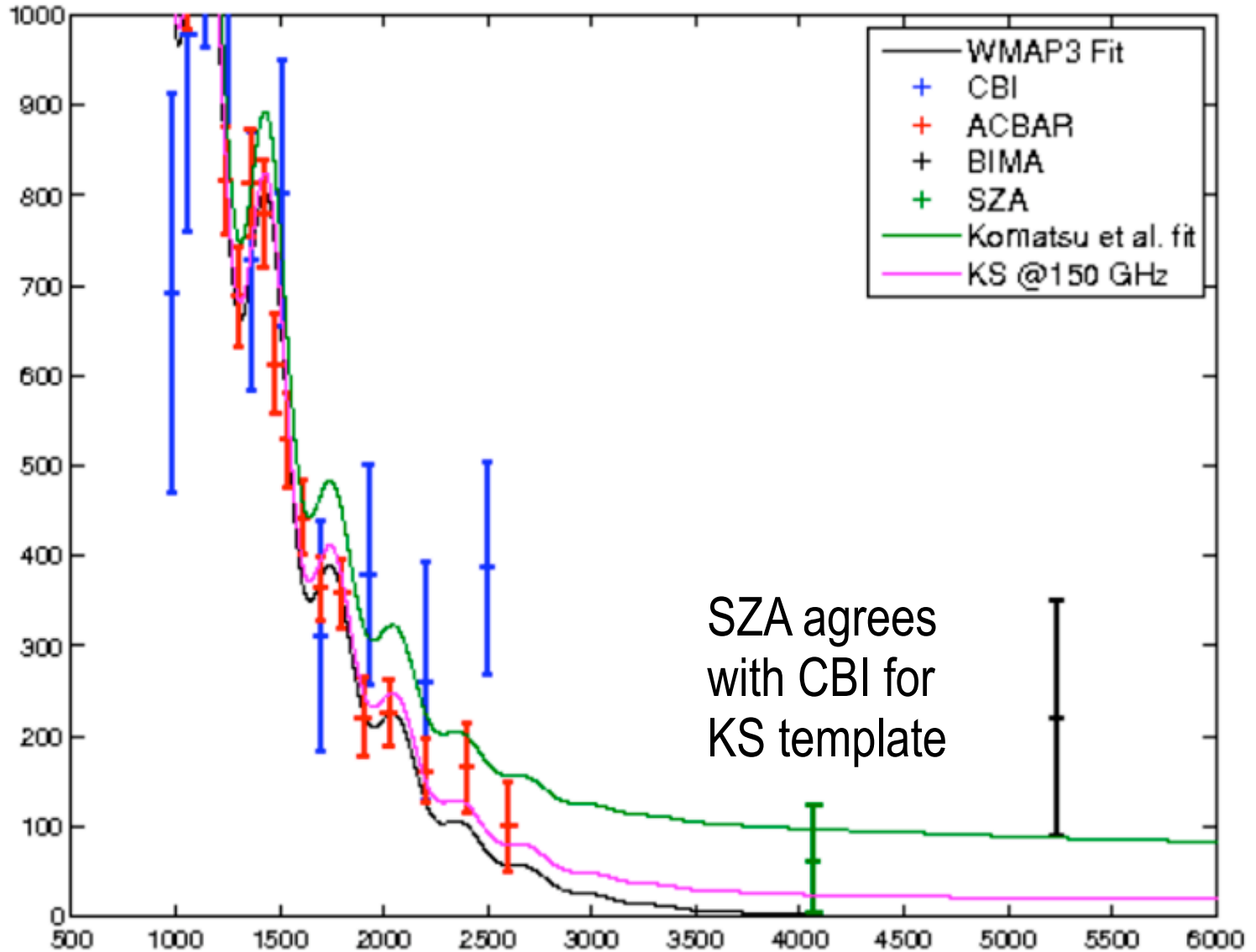
Pillar 6a:
thermal SZ
effect?:
Compton
scattering

tSZ~f(ν) x σ_8^7 x
CL-SZ template

Conclude: QuAD is
consistent with the
SZ-frequency-scaled
CBI excess



CBI+ACBAR+BIMA+SZAs April 2009



CITA SZ with feedback: Battaglia, Bond, Pfrommer & Sievers 2009

Oct 2007 decided to embark on large treePM-sph sims ($>700^3$ gas + dark matter with cooling + SN feedback + winds + CRs)

because of core overcooling and overproduction of stars, we decided to wait for a subgrid model of AGN feedback in cluster cores, to be calibrated by extrapolating the (small mass) cluster-BH calculations of Sijacki (with Springel, Pfrommer, ...).

full Sijacki-resolution was/is ~ infeasible for single massive clusters, and certainly strongly infeasible for big-box statistically useful samples, hence subgrid.

it is just an exploratory BH model in any case.

conclusion in 2009 is **silly us**: there will be no universal panacea to cure all cluster cores: episodic and cluster-history-dependent, if observables are overly sensitive to this, then we become astrophysical weather reporters and not cosmological gold-sample miners delivering parameter purity.

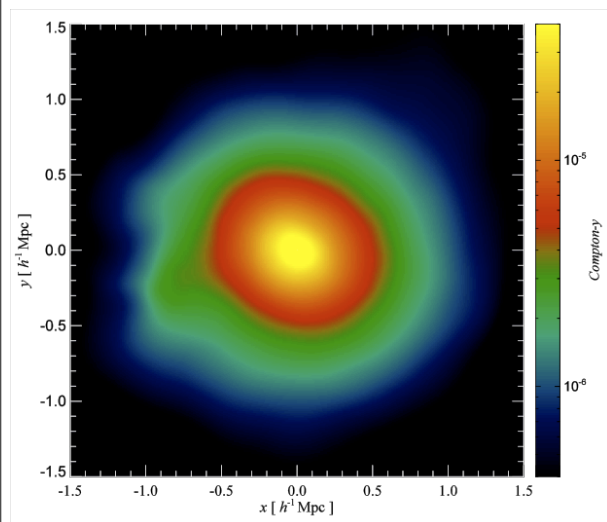
with ACT (+SPT), it is now urgent to show the range of C_L^{SZ} as effects are added, plausible and implausible.

so far, adiabatic-shock heat; cool+SN E; cool + SN E + winds; cool + SN E + winds + CRs from cluster shocks

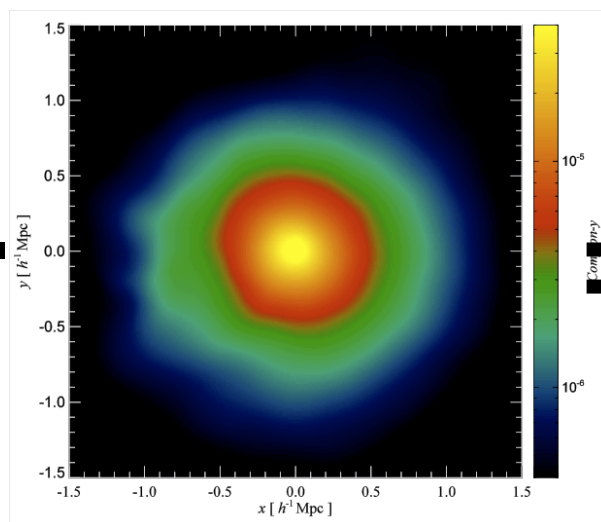
CITA SZ with feedback: Battaglia, Bond, Pfrommer & Sievers 2009

strategy: hi res single cluster sims, 14 cls so far, but really many more as pre-merge cl-subunits at higher redshift

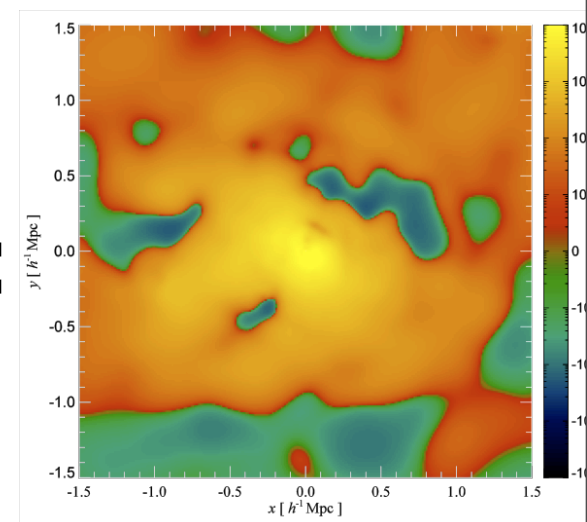
+ many (!) large 512^3 box sims for stats (256^3 workhorse so far & even 128^3 checks) instead of rotate and translate a single periodic box at various redshifts to tile $0 < z < 2$, with bad correlations built in, stack sphericalized cluster pressure profiles and use with cluster abundances to get C_L^{SZ}

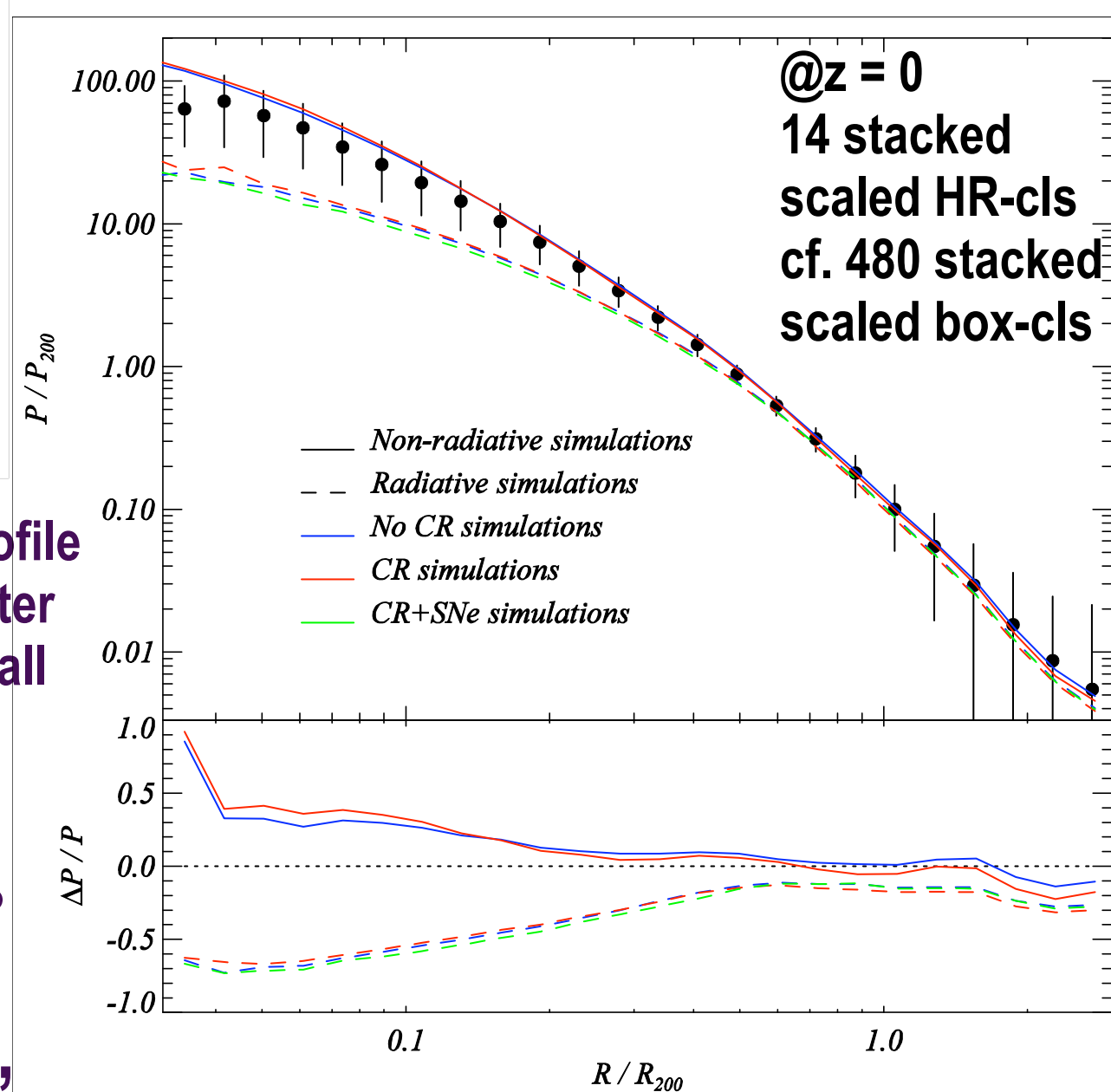
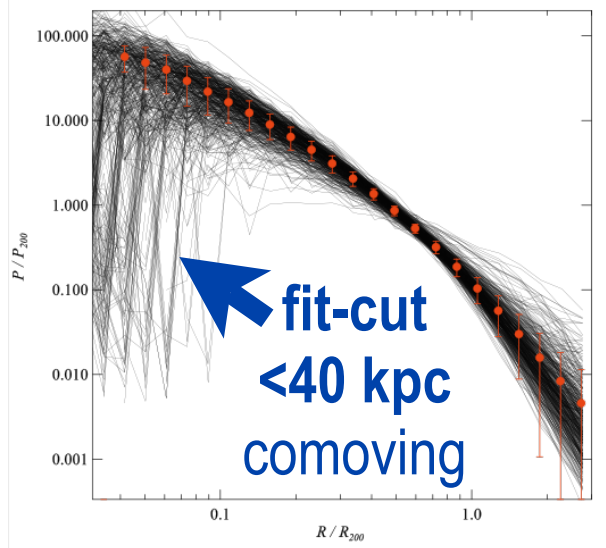


**adiabatic, except for
shock heating**



**radiative cool +
SN energy +
winds + CRs from
cluster shocks**





universal modified β -profile
fits all cases much better
than expected, and at all
relevant redshifts

$$p(r)V_{\text{norm}} = [PV] (1+r/r_c)^{-3\beta}$$

$$Y(z) \propto PV, \beta(z),$$

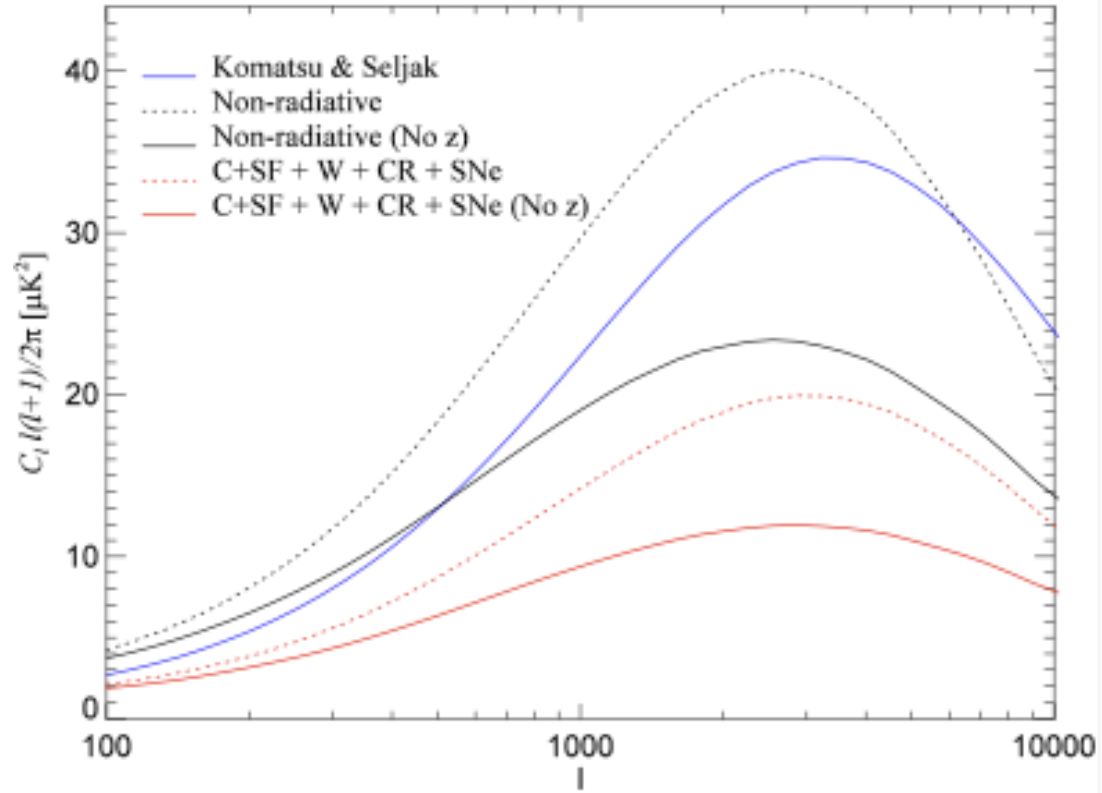
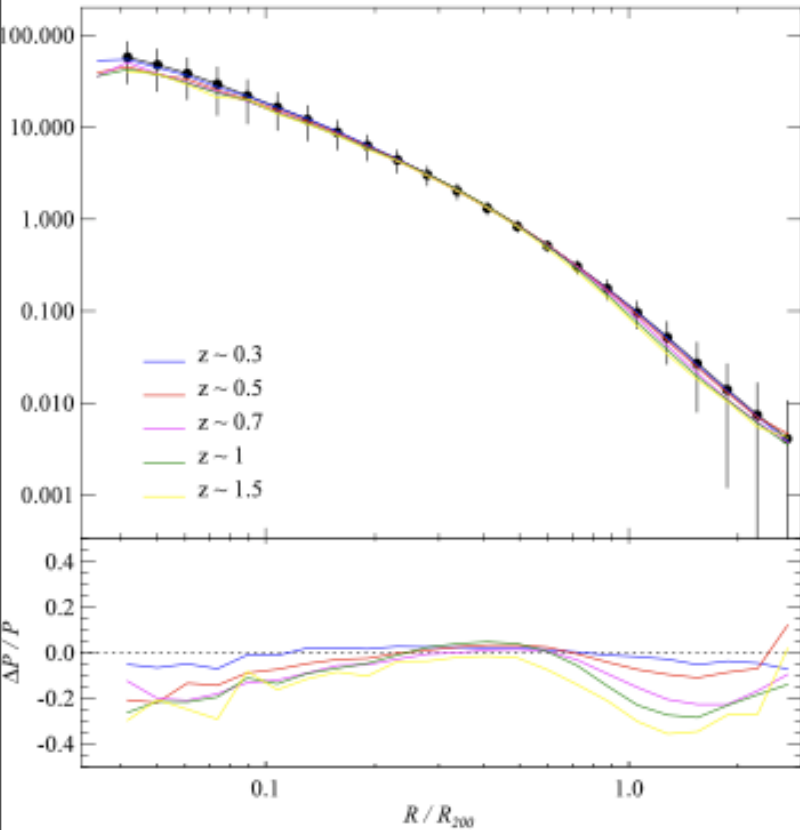
$$c_g(z) = r_{200}/r_c$$

**z-independence of
p-scaled vs. r-scaled**

\oplus

$$Y(z), \beta(z), \\ C_g(z) = r_{200}/r_c$$

\Rightarrow impact on C_L^{SZ}



The SZ & cluster frontier

high/low σ_8 issue will be resolved (soon:

ACT/SPT, Planck)

but non-equilibrium, non-thermal cluster complexities (*e.g.*, cosmic ray pressure, merging, inhomogeneous entropy injection, cooling flow avoidance, AGN feedback) must be fully addressed for high precision on other parameters to be realized. Improved theoretical CL templates and better development of non-Gaussian probes are essential in conjunction with theory & observations of

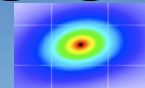

SZ at varying resolution + optical + gravitational lens + X-ray + embedded IR/radio source observations +..

ACT@5170m



why Atacama? driest desert in the world. thus: cbi, toco, apex, asti, act, alma, quiet, clover

CBI2@5040m



end