

The Physics of Propagating TeV Gamma-rays: from Plasma Instabilities to Cosmological Structure Formation

Christoph Pfrommer¹

in collaboration with

Avery E. Broderick, Phil Chang, Ewald Puchwein, Volker Springel

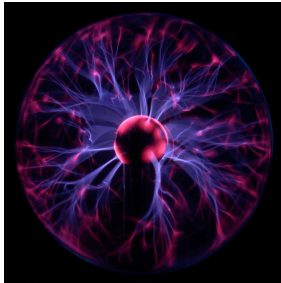
¹Heidelberg Institute for Theoretical Studies, Germany

Mar 24, 2014 / DPG Frühjahrstagung, Mainz



Motivation

A new link between high-energy astrophysics and cosmological structure formation




● Introduction to Blazars

- active galactic nuclei (AGN)
- propagating gamma rays
- plasma physics

● Cosmological Consequences

- unifying blazars with AGN
- gamma-ray background
- thermal history of the Universe
- Lyman- α forest
- formation of dwarf galaxies


Active galactic nucleus (AGN)



- **AGN: compact region at the center of a galaxy**, which dominates the luminosity of its electromagnetic spectrum
- AGN emission is most likely caused by **mass accretion onto a supermassive black hole** and can also launch **relativistic jets**
- AGNs are the most luminous sources in the universe
→ **discovery of distant objects**



Active galactic nucleus at a cosmological distance

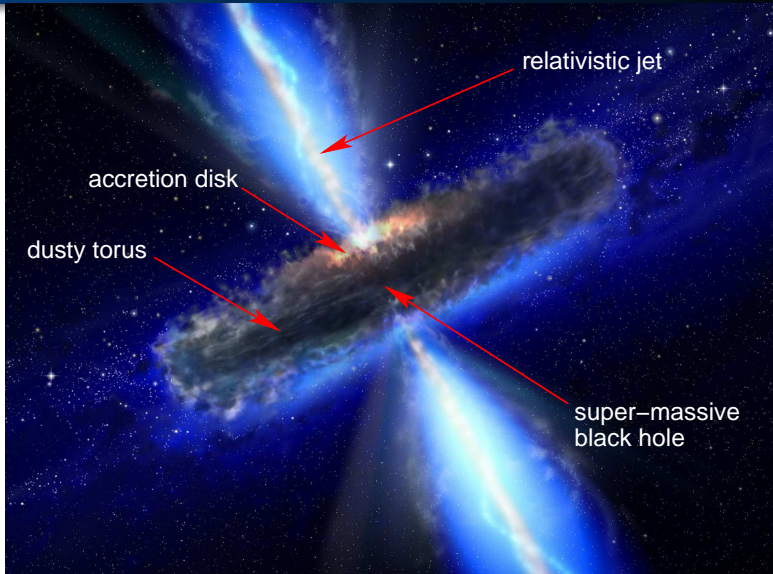


Quasar 3C175 at $z \simeq 0.8$:
jet extends 10^6 light years across

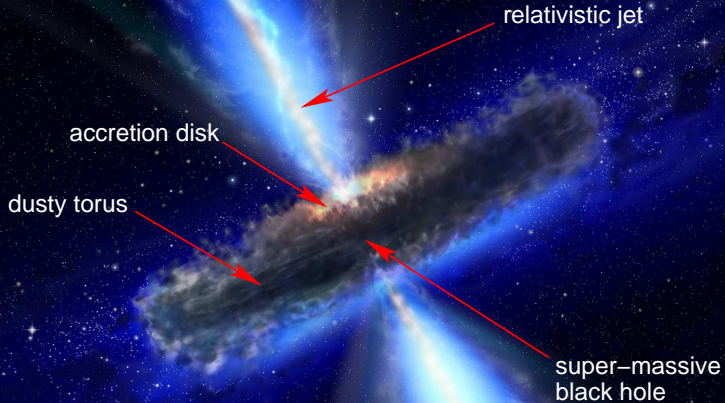
- **AGN: compact region at the center of a galaxy**, which dominates the luminosity of its electromagnetic spectrum
- AGN emission is most likely caused by **mass accretion onto a supermassive black hole** and can also launch **relativistic jets**
- AGNs are the most luminous sources in the universe
→ **discovery of distant objects**



Unified model of active galactic nuclei



Unified model of active galactic nuclei



Blazar: jet aligned with line-of-sight

Blazars
Gamma-ray sky
Structure formation

Active galactic nuclei
Propagating γ rays
Plasma instabilities

TeV gamma-ray observations

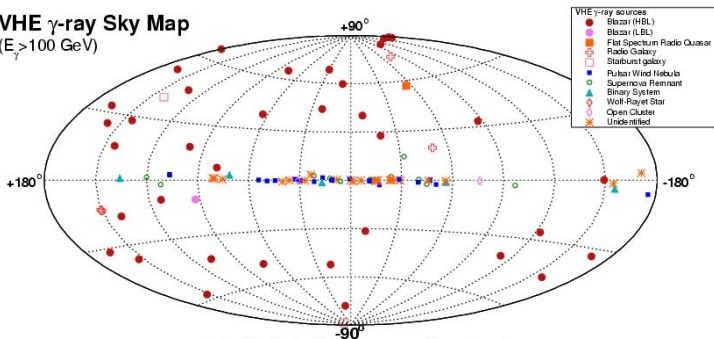


The TeV gamma-ray sky

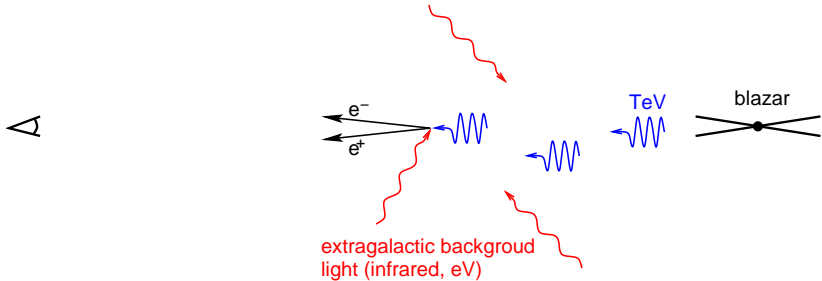
There are several classes of TeV sources:

- Galactic - pulsars, BH binaries, supernova remnants
- Extragalactic - **mostly** blazars, two starburst galaxies

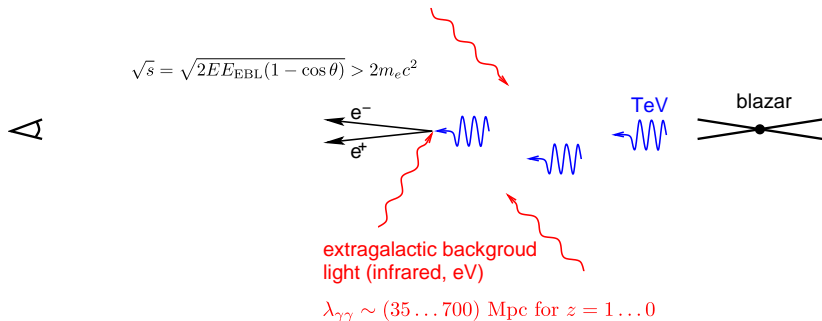
VHE γ -ray Sky Map
($E_\gamma > 100$ GeV)



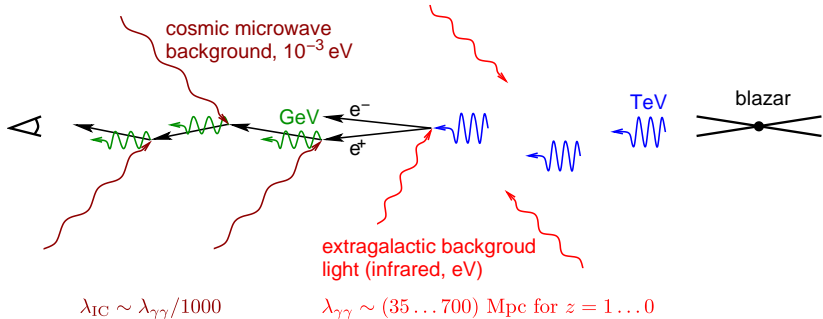
Annihilation and pair production



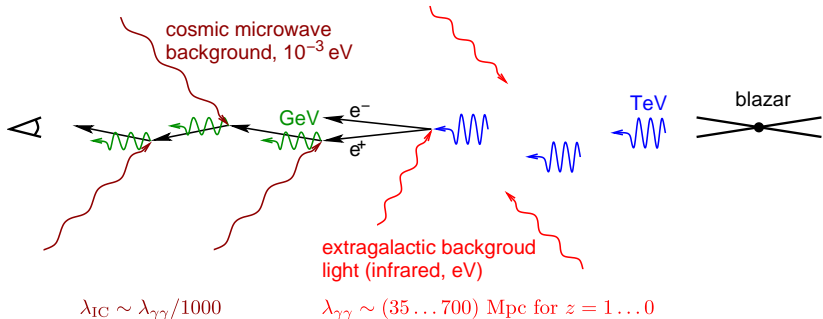
Annihilation and pair production



Inverse Compton cascades



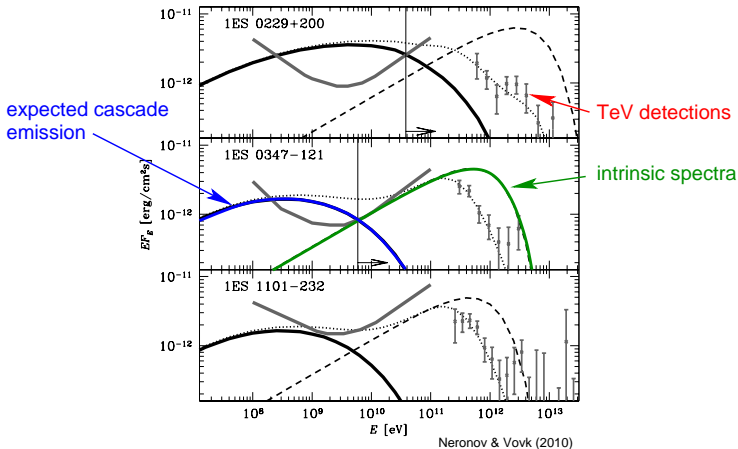
Inverse Compton cascades



→ each TeV point source should also be a GeV point source!

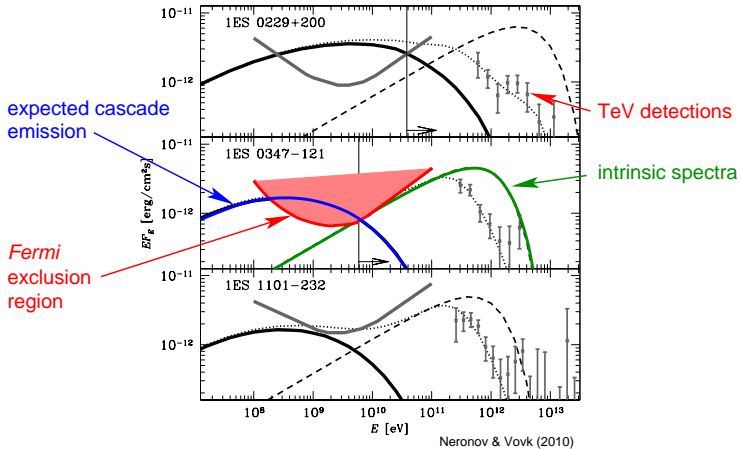
What about the cascade emission?

Every TeV source should be associated with a 1-100 GeV gamma-ray halo

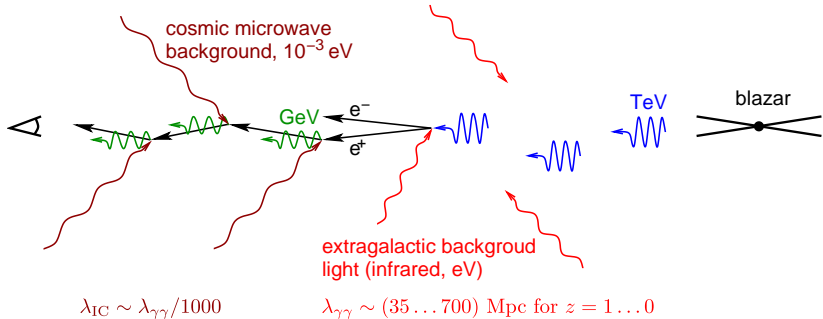


What about the cascade emission?

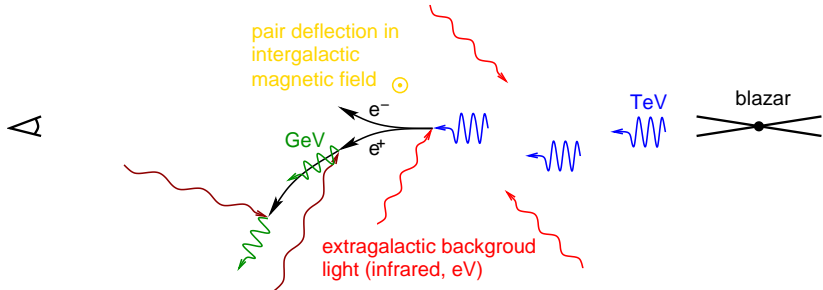
Every TeV source should be associated with a 1-100 GeV gamma-ray halo – **not seen!**



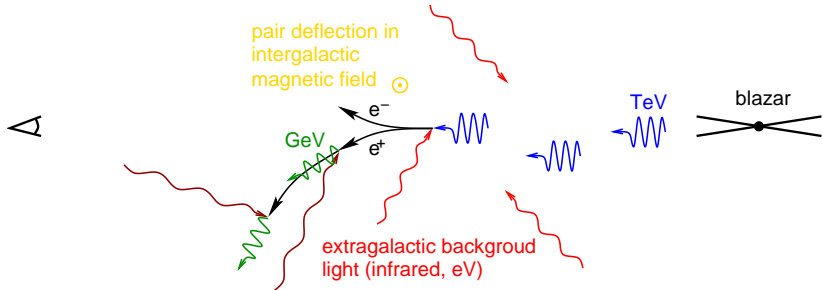
Inverse Compton cascades



Extragalactic magnetic fields?

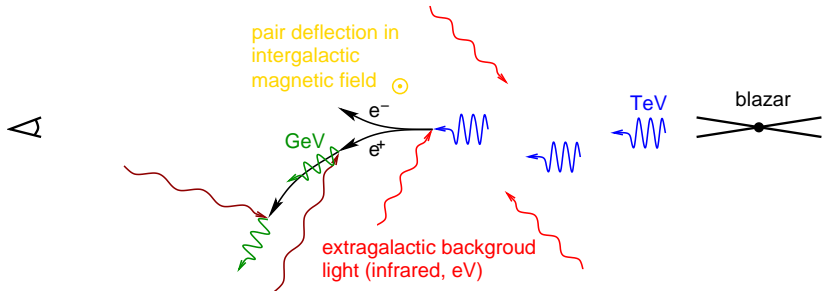


Extragalactic magnetic fields?



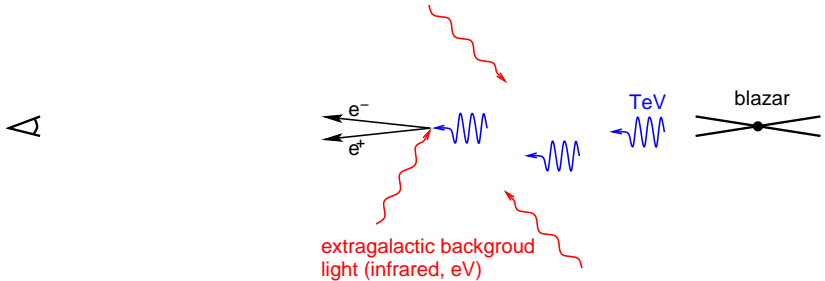
- GeV point source diluted \rightarrow weak "pair halo"
- stronger B-field implies more deflection and dilution, gamma-ray non-detection $\rightarrow B \gtrsim 10^{-16}$ G – primordial fields?

Extragalactic magnetic fields?

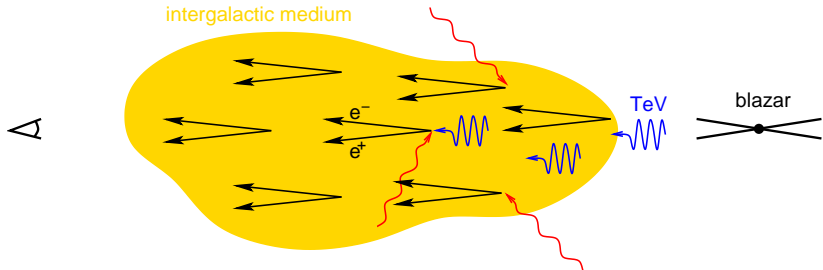


- **problem for unified AGN model:** no increase in comoving blazar density with redshift allowed (as seen in other AGNs) since otherwise, extragalactic GeV background would be overproduced!

What else could happen?



Plasma instabilities

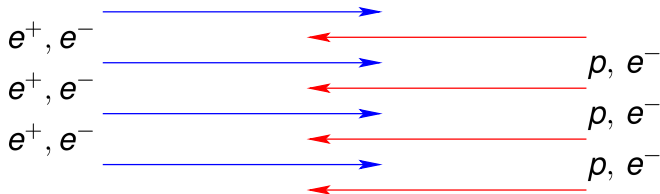


→ pair plasma beam propagating through the intergalactic medium

Plasma instabilities

- pair beam

- intergalactic medium (IGM)



- this configuration is unstable to **plasma instabilities**
- characteristic frequency and length scale of the problem:

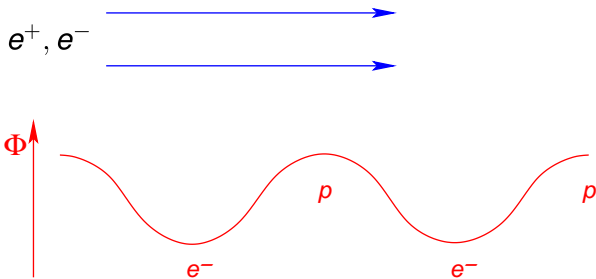
$$\omega_p = \sqrt{\frac{4\pi e^2 n_e}{m_e}}, \quad \lambda_p = \frac{c}{\omega_p} \Big|_{\bar{\rho}(z=0)} \sim 10^8 \text{ cm}$$



Two-stream instability

consider wave-like perturbation in background plasma along the beam direction (Langmuir wave):

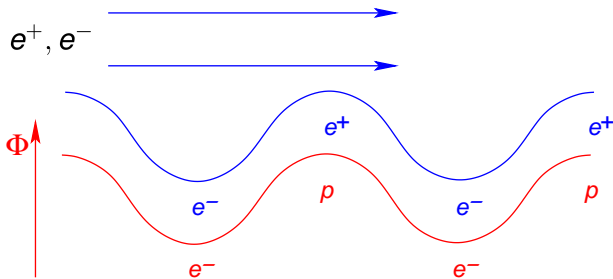
- initially homogeneous beam- e^- :
attractive (repulsive) force by potential maxima (minima)
- e^- attain lowest velocity in potential minima \rightarrow bunching up
- e^+ attain lowest velocity in potential maxima \rightarrow bunching up



Two-stream instability

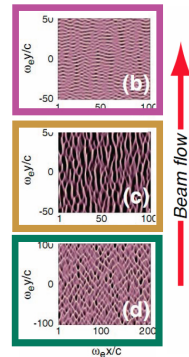
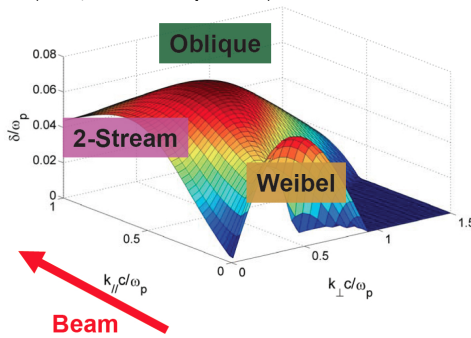
consider wave-like perturbation in background plasma along the beam direction (Langmuir wave):

- beam- e^+/e^- couple in phase with the background perturbation: enhances background potential
- stronger forces on beam- $e^+/e^- \rightarrow$ positive feedback
- exponential wave-growth \rightarrow instability



Oblique instability

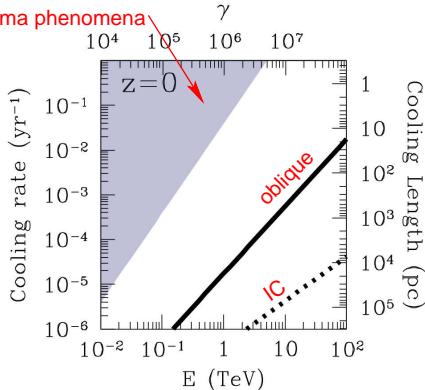
- \mathbf{k} oblique to \mathbf{v}_{beam} : real world perturbations don't choose "easy" alignment = \sum all orientations
- **oblique grows faster than two-stream**: E -fields can easier deflect ultra-relativistic particles than change their parallel velocities
(Nakar, Bret & Milosavljevic 2011)



Bret (2009), Bret+ (2010)

Beam physics – growth rates

excluded for collective
plasma phenomena



Broderick, Chang, C.P. (2012), also Schlickeiser+ (2012)

- consider a light beam penetrating into relatively dense plasma
- maximum growth rate

$$\Gamma \simeq 0.4 \gamma \frac{n_{\text{beam}}}{n_{\text{IGM}}} \omega_p$$

- oblique instability beats inverse Compton cooling by factor 10-100
- **assume** that instability grows at linear rate up to saturation



TeV emission from blazars – a new paradigm

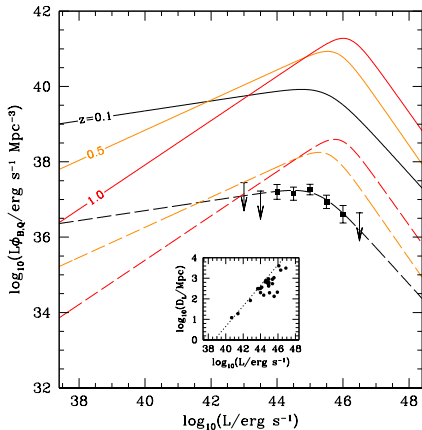
$$\gamma_{\text{TeV}} + \gamma_{\text{eV}} \rightarrow e^+ + e^- \rightarrow \left\{ \begin{array}{l} \text{inv. Compton cascades} \rightarrow \gamma_{\text{GeV}} \\ \text{plasma instabilities} \end{array} \right.$$

absence of γ_{GeV} 's has significant implications for ...

- intergalactic magnetic field estimates
- unified picture of TeV blazars and quasars



TeV blazar luminosity density: today

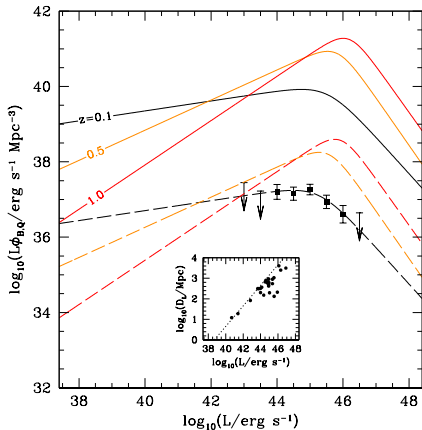


Broderick, Chang, C.P. (2012)

- collect luminosity of all 23 TeV blazars with good spectral measurements
- account for the selection effects (sky coverage, duty cycle, galactic occultation, TeV flux limit)
- TeV blazar luminosity density is a scaled version ($\eta_B \sim 0.2\%$) of that of quasars!



Unified TeV blazar-quasar model



Broderick, Chang, C.P. (2012)

Quasars and TeV blazars are:

- regulated by the same mechanism
- contemporaneous elements of a single AGN population: TeV-blazar activity does not lag quasar activity

→ **assume that they trace each other for all redshifts!**



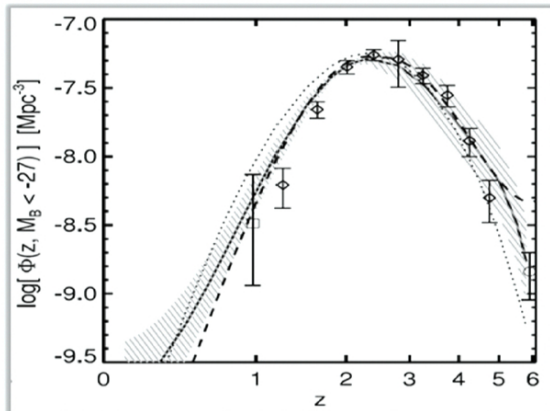
How many TeV blazars are there?



→ use all-sky survey of
the GeV gamma-ray sky:
Fermi gamma-ray space
telescope



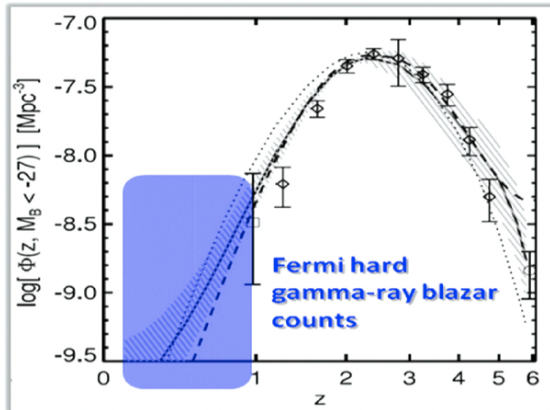
How many TeV blazars are there?



Hopkins+ (2007)



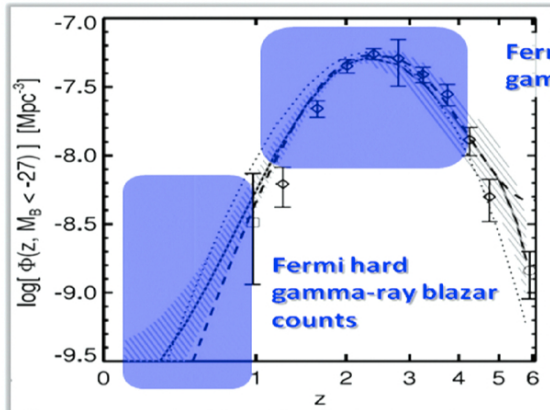
How many TeV blazars are there?



Hopkins+ (2007)



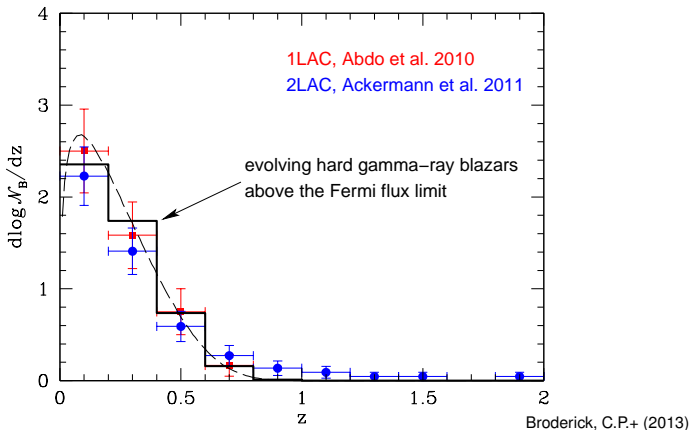
How many TeV blazars are there?



Hopkins+ (2007)



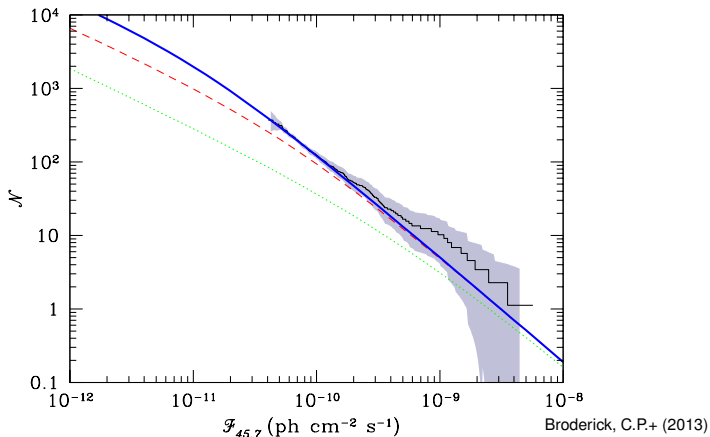
Redshift distribution of *Fermi* hard γ -ray blazars



→ evolving (increasing) blazar population consistent with observed declining evolution (*Fermi* flux limit)!



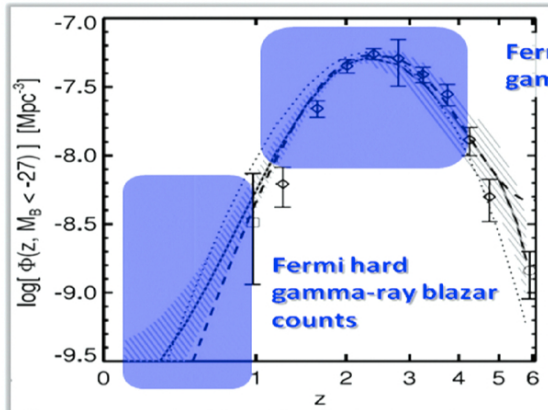
$\log \mathcal{N} - \log S$ distribution of *Fermi* hard γ -ray blazars



→ predicted and observed flux distributions of hard *Fermi* blazars between 10 GeV and 500 GeV are indistinguishable!



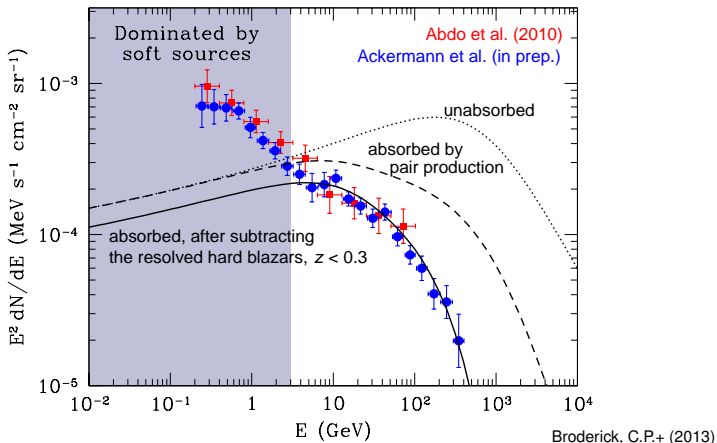
How many TeV blazars are there?



Hopkins+ (2007)



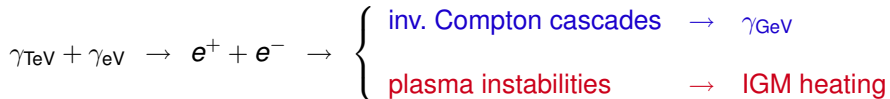
Extragalactic gamma-ray background



→ evolving population of hard blazars provides excellent match to latest EGRB by *Fermi* for $E \gtrsim 3$ GeV



TeV emission from blazars – a new paradigm



absence of γ_{GeV} 's has significant implications for ...

- intergalactic magnetic field estimates
- unified picture of TeV blazars and quasars:
explains *Fermi's* γ -ray background and blazar number counts

additional IGM heating has significant implications for ...

- thermal history of the IGM: Lyman- α forest
- late-time formation of dwarf galaxies



Blazar heating vs. photoheating

- total power from AGN/stars vastly exceeds the TeV power of blazars
- $T_{\text{IGM}} \sim 10^4$ K (1 eV) at mean density ($z \sim 2$)

$$\varepsilon_{\text{th}} = \frac{kT}{m_p c^2} \sim 10^{-9}$$

- radiative energy ratio emitted by BHs in the Universe (Fukugita & Peebles 2004)

$$\varepsilon_{\text{rad}} = \eta \Omega_{\text{bh}} \sim 0.1 \times 10^{-4} \sim 10^{-5}$$

- fraction of the energy energetic enough to ionize H I is ~ 0.1 :

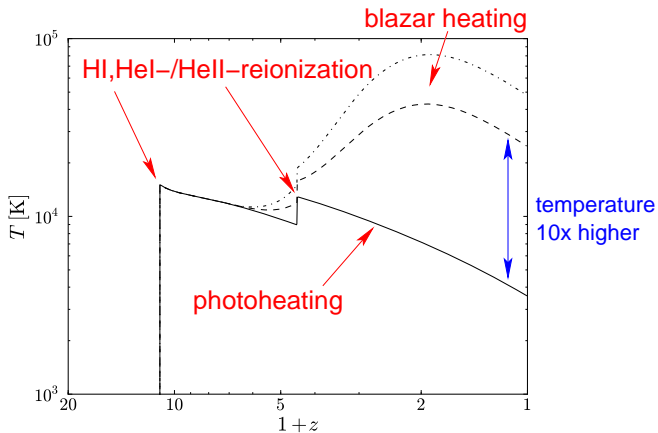
$$\varepsilon_{\text{UV}} \sim 0.1 \varepsilon_{\text{rad}} \sim 10^{-6} \quad \rightarrow \quad kT \sim \text{keV}$$

- photoheating efficiency $\eta_{\text{ph}} \sim 10^{-3} \quad \rightarrow \quad kT \sim \eta_{\text{ph}} \varepsilon_{\text{UV}} m_p c^2 \sim \text{eV}$
(limited by the abundance of H I/He II due to the small recombination rate)

- blazar heating efficiency $\eta_{\text{bh}} \sim 10^{-3} \quad \rightarrow \quad kT \sim \eta_{\text{bh}} \varepsilon_{\text{rad}} m_p c^2 \sim 10 \text{ eV}$
(limited by the total power of TeV sources)



Thermal history of the IGM



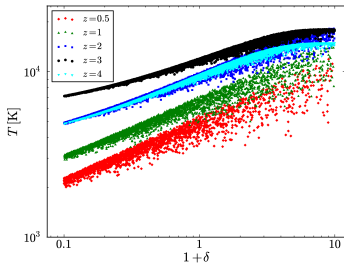
C.P., Chang, Broderick (2012)

→ increased temperature at **mean** density!

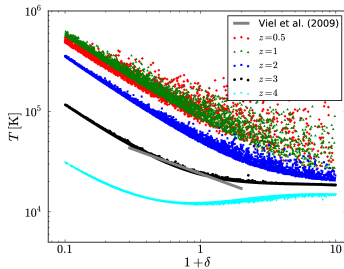


Evolution of the temperature-density relation

no blazar heating



with blazar heating



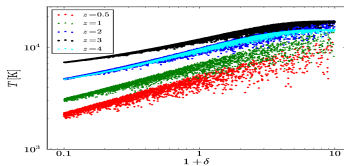
Chang, Broderick, C.P. (2012)

- blazars and extragalactic background light are uniform:
 - blazar heating rate independent of density
 - makes low density regions *hot*
 - causes inverted temperature-density relation, $T \propto 1/\delta$

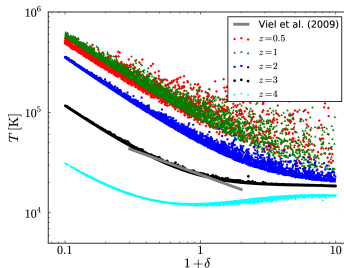


Blazars cause hot voids

no blazar heating



with blazar heating



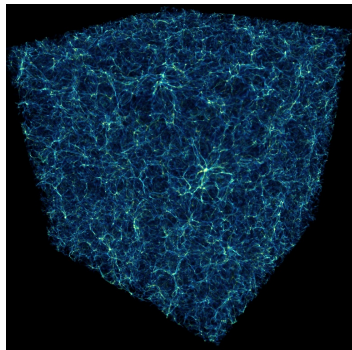
Chang, Broderick, C.P. (2012)

- blazars completely change the thermal history of the diffuse IGM and late-time structure formation

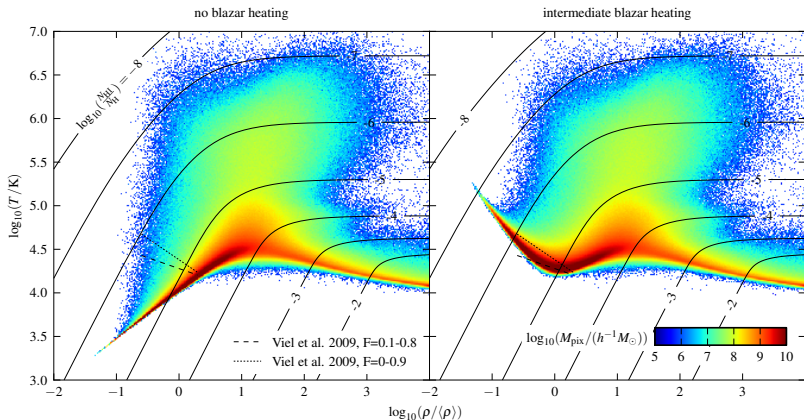


Cosmological hydrodynamical simulations

- include predicted volumetric heating rate in cosmological hydrodynamical simulations
- study:
 - **thermal properties of intergalactic medium**
 - **Lyman- α forest**



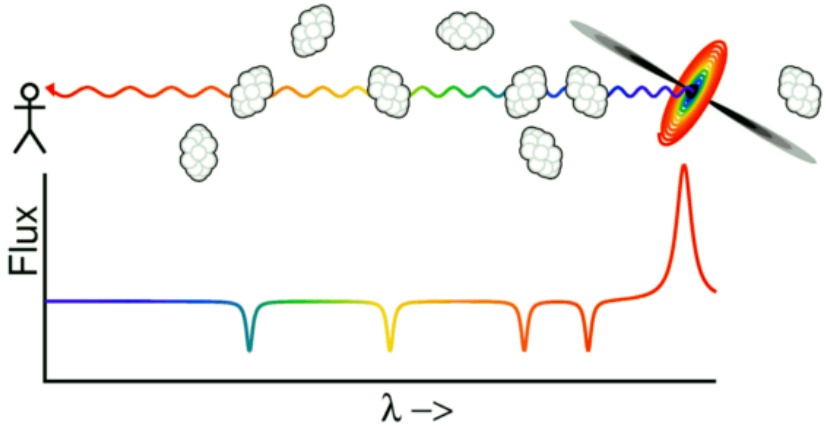
Temperature-density relation



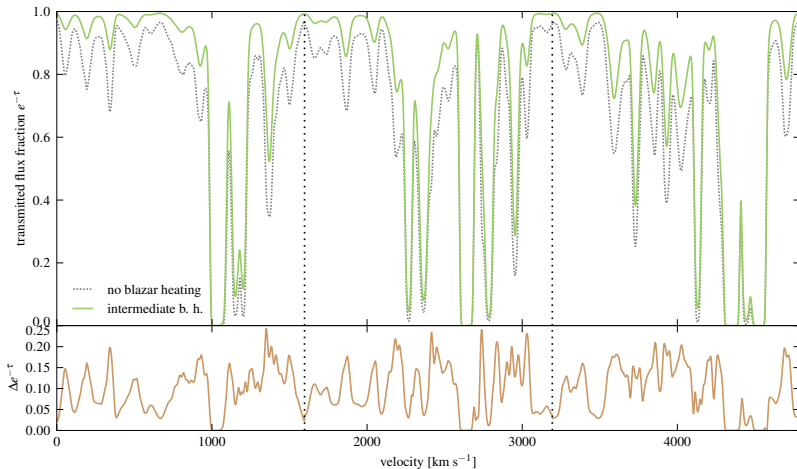
Puchwein, C.P., Springel, Broderick, Chang (2012)



The Lyman- α forest



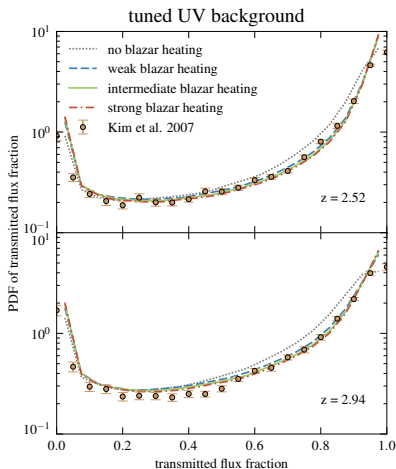
The simulated Ly- α forest



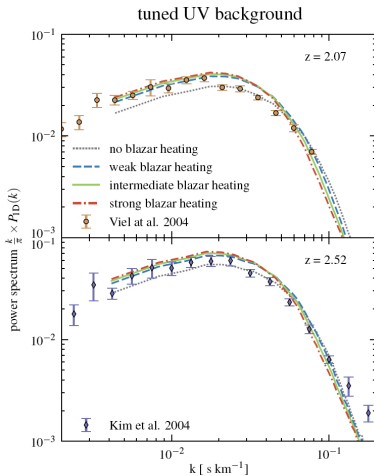
Puchwein, C.P.+ (2012)



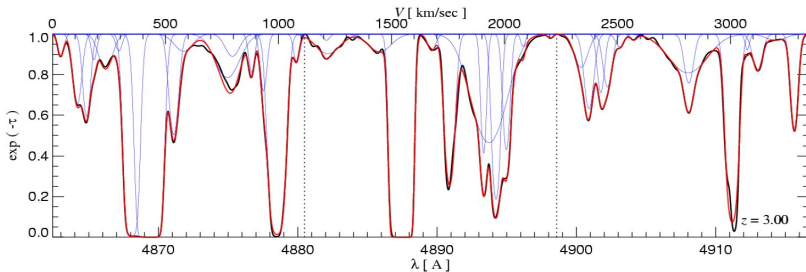
Ly- α flux PDFs and power spectra



Puchwein, C.P.+ (2012)

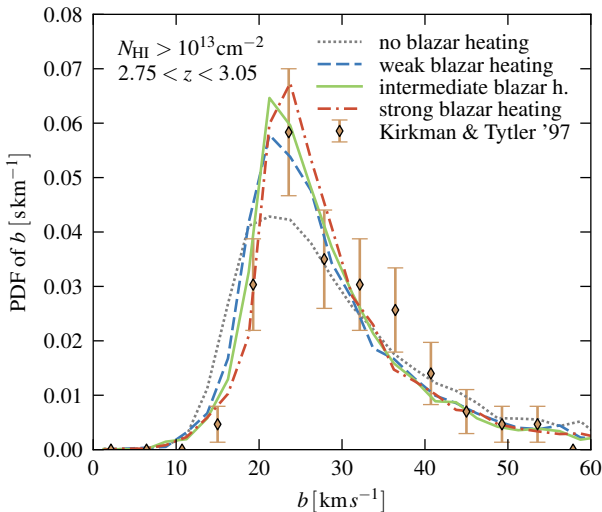


Voigt profile decomposition



- decomposing Lyman- α forest into individual Voigt profiles
- allows studying the thermal broadening of absorption lines

Voigt profile decomposition – line width distribution



Puchwein, C.P.+ (2012)



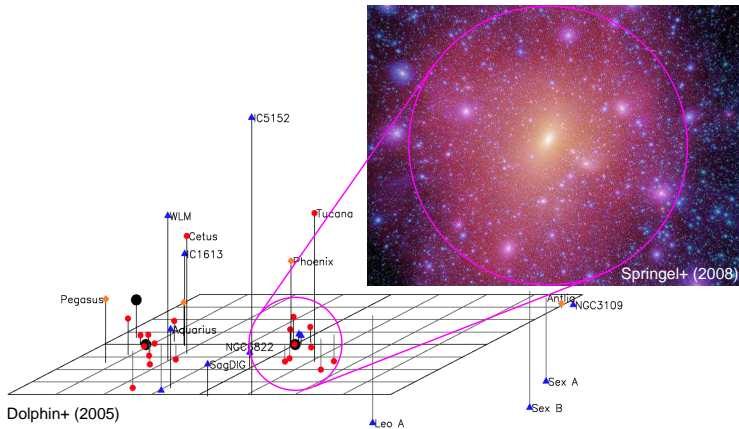
Lyman- α forest in a blazar heated Universe

improvement in modelling the Lyman- α forest is a direct consequence of the peculiar properties of blazar heating:

- **heating rate independent of IGM density** \rightarrow naturally produces the inverted $T-\rho$ relation that Lyman- α forest data demand
- **recent and continuous nature of the heating** is needed to match the redshift evolutions of all Lyman- α forest statistics
- **magnitude of the heating rate required by Lyman- α forest data** \sim **the total energy output of TeV blazars** (or equivalently $\sim 0.2\%$ of that of quasars)



“Missing satellite” problem in the Milky Way



Substructures in cold DM simulations much more numerous than observed number of Milky Way satellites!



Dwarf galaxy formation

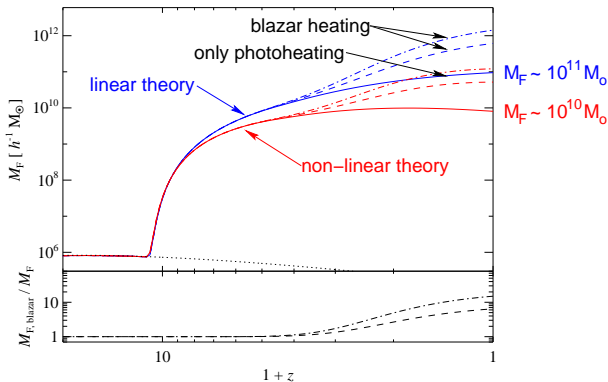
- thermal pressure opposes gravitational collapse on small scales
- characteristic length/mass scale below which objects do not form
- hotter intergalactic medium \rightarrow higher thermal pressure
 \rightarrow higher Jeans mass:

$$M_J \propto \frac{c_s^3}{\rho^{1/2}} \propto \left(\frac{T_{\text{IGM}}^3}{\rho} \right)^{1/2} \rightarrow \frac{M_{J,\text{blazar}}}{M_{J,\text{photo}}} \approx \left(\frac{T_{\text{blazar}}}{T_{\text{photo}}} \right)^{3/2} \gtrsim 30$$

\rightarrow blazar heating increases M_J by 30 over pure photoheating!

- complications:
non-linear collapse,
delayed pressure response in expanding universe \rightarrow concept of “filtering mass”

Dwarf galaxy formation suppressed



C.P., Chang, Broderick (2012)

- blazar heating suppresses the formation of late-forming dwarfs within existing dark matter halos of masses $< 10^{11} M_\odot$
→ introduces new time and mass scale to galaxy formation!



Conclusions on blazar heating

Blazar heating: TeV photons are attenuated by EBL; their kinetic energy \rightarrow heating of the IGM; it is *not* cascaded to GeV energies

- explains puzzles in gamma-ray astrophysics:
 - lack of GeV bumps in blazar spectra without IGM B -fields
 - *unified TeV blazar-quasar model* explains Fermi source counts and extragalactic gamma-ray background
- novel mechanism; dramatically alters thermal history of the IGM:
 - uniform and z -dependent preheating
 - quantitative self-consistent picture of high- z Lyman- α forest
- significantly modifies late-time structure formation:
 - suppresses late dwarf formation
 - void phenomenon, “missing satellites” (?)



Literature for the talk

- Broderick, Chang, Pfrommer, *The cosmological impact of luminous TeV blazars I: implications of plasma instabilities for the intergalactic magnetic field and extragalactic gamma-ray background*, ApJ, 752, 22, 2012.
- Chang, Broderick, Pfrommer, *The cosmological impact of luminous TeV blazars II: rewriting the thermal history of the intergalactic medium*, ApJ, 752, 23, 2012.
- Pfrommer, Chang, Broderick, *The cosmological impact of luminous TeV blazars III: implications for galaxy clusters and the formation of dwarf galaxies*, ApJ, 752, 24, 2012.
- Puchwein, Pfrommer, Springel, Broderick, Chang, *The Lyman- α forest in a blazar-heated Universe*, MNRAS, 423, 149, 2012.
- Broderick, Pfrommer, Chang, Puchwein, *Implications of plasma beam instabilities for the statistics of the Fermi hard gamma-ray blazars and the origin of the extragalactic gamma-ray background*, ApJ, subm., 2013.
- Broderick, Pfrommer, Chang, Puchwein, *Lower limits upon the anisotropy of the extragalactic gamma-ray background implied by the 2FGL and 1FHL catalogs*, ApJ, subm., 2013.



Additional slides



Challenges to the Challenge

Challenge #1 (known unknowns): **non-linear saturation**

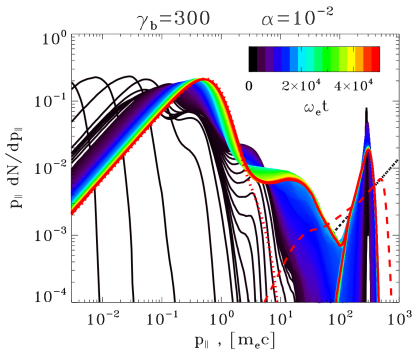
- we assume that the non-linear damping rate = linear growth rate
- effect of wave-particle and wave-wave interactions need to be resolved
- using slow *collisional scattering* (reactive regime), Miniati & Elyiv (2012) claim that the nonlinear Landau damping rate is \ll linear growth rate
- **also accounting for much faster *collisionless scattering* (kinetic regime) \rightarrow powerful instability, faster than IC cooling** (Schlickeiser+ 2013, Chang+ in prep.)

Challenge #2 (unknown unknowns): **inhomogeneous universe**

- universe is inhomogeneous and hence density of electrons change as function of position
- could lead to loss of resonance over length scale \ll spatial growth length scale (Miniati & Elyiv 2012)
- growth length in oblique kinetic regime appears to be shorter than gradient \rightarrow **no instability quenching!** (Chang+ in prep.)



Simulations of the beam-plasma instability



$\alpha = n_{\text{beam}}/n_{\text{IGM}}$, Sironi & Giannios (2013)

- $\alpha\gamma = 3$ in simulation: beam energy density dominates rest frame energy density of background plasma
- $\alpha\gamma \sim 10^{-12}$ in reality: background dominates by far
- extrapolation with Lorentz force argument:

$$\frac{\Delta p_{\text{beam},\perp}}{\Delta t} \sim eE_{\perp}$$

- **however:** coherent field E_{\perp} causes beam deflection, not broadening of momentum distribution

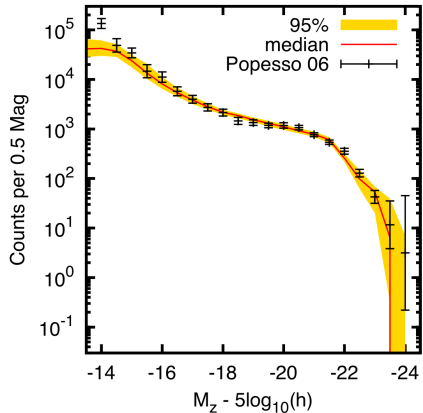


Empirical model for star formation histories (1)

Lu, Mo, Lu, Katz, et al. (2013):
constructing merger tree-based
model of galaxy formation that
matches

- observed stellar mass function (different z)
- luminosity function of local cluster galaxies

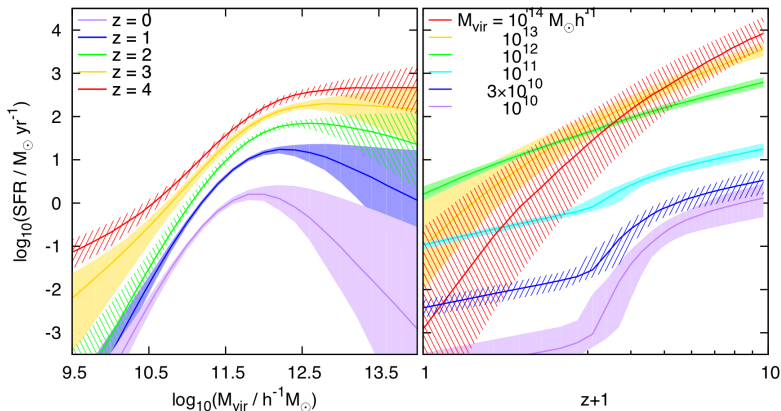
→ star formation histories of
dark matter halos (different z)



Lu+ (2013)



Empirical model for star formation histories (2)

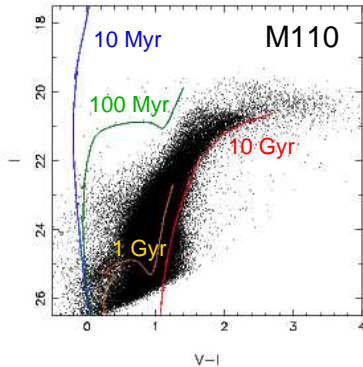


Lu+ (2013)

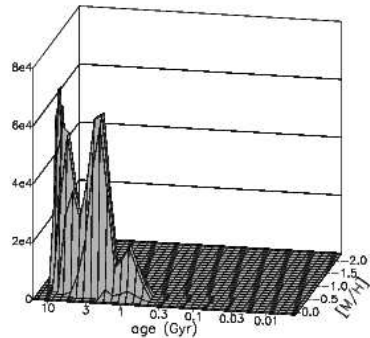
→ strong quenching of star formation efficiency for $z \lesssim 2$ in low-mass halos ($M < 10^{11} h^{-1} M_{\odot}$) → **blazar heating?**



When do dwarfs form?



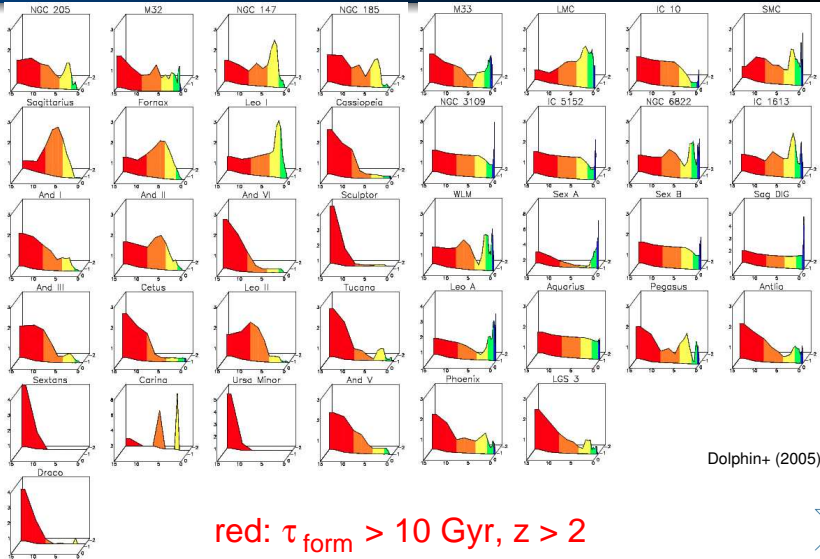
Dolphin+ (2005)



isochrone fitting for different metallicities → star formation histories



When do dwarfs form?

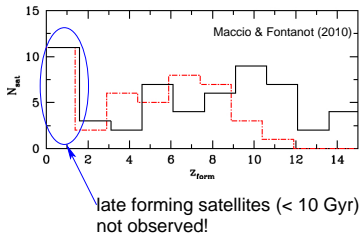


Dolphin+ (2005)

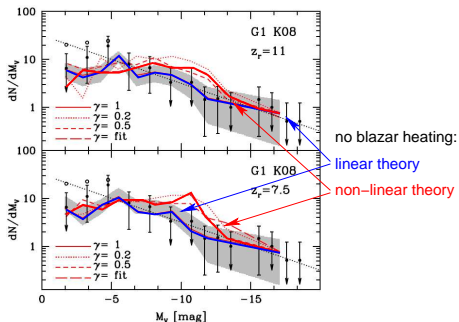


Milky Way satellites: formation history and abundance

satellite formation time



satellite luminosity function



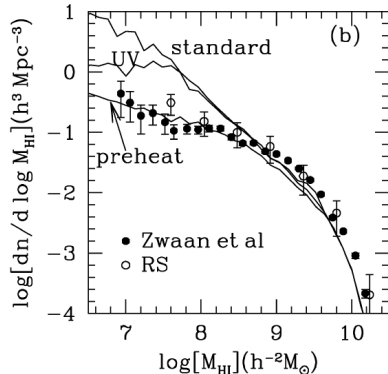
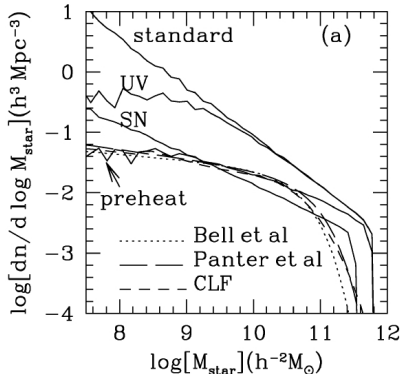
Maccio+ (2010)

- blazar heating suppresses late satellite formation, may reconcile low observed dwarf abundances with CDM simulations



Galactic H I-mass function

Mo+ (2005)



- H I-mass function is too flat (i.e., gas version of missing dwarf problem!)
- photoheating and SN feedback too inefficient
- IGM entropy floor of $K \sim 15 \text{ keV cm}^2$ at $z \sim 2 - 3$ successful!

