



The diffuse Milky Way

—

Sharpening the picture with new inference techniques

Niels Oppermann

with

T.A. Enßlin, M.R. Bell, M. Greiner, H. Junklewitz, M. Selig

MPA seminar, Garching, 2013-07-01



Galileo Galilei:

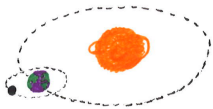
“The Milky Way is nothing else but a mass of innumerable stars planted together in clusters.”



Galileo Galilei:

“The Milky Way is nothing else but a mass of innumerable stars planted together in clusters.”

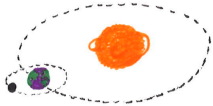
Nothing else?




plasma



gas



dust



plasma
 p^+
 e^-
 p^+
 e^-

recombination

gas

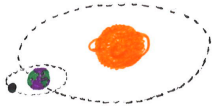
H

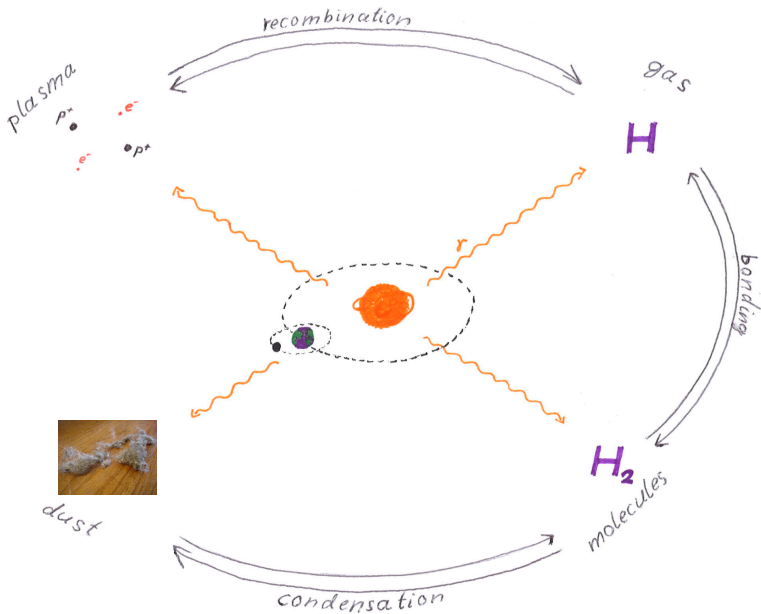
bonding

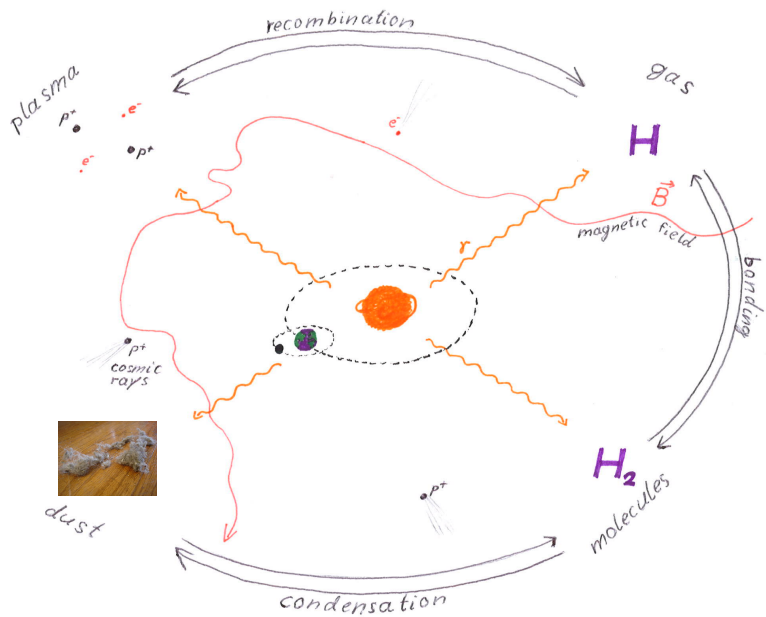
H_2
molecules

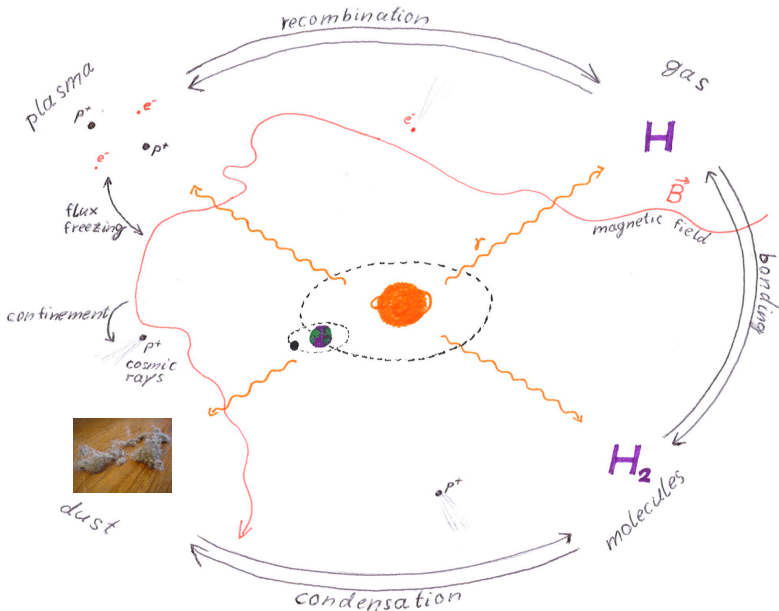
condensation

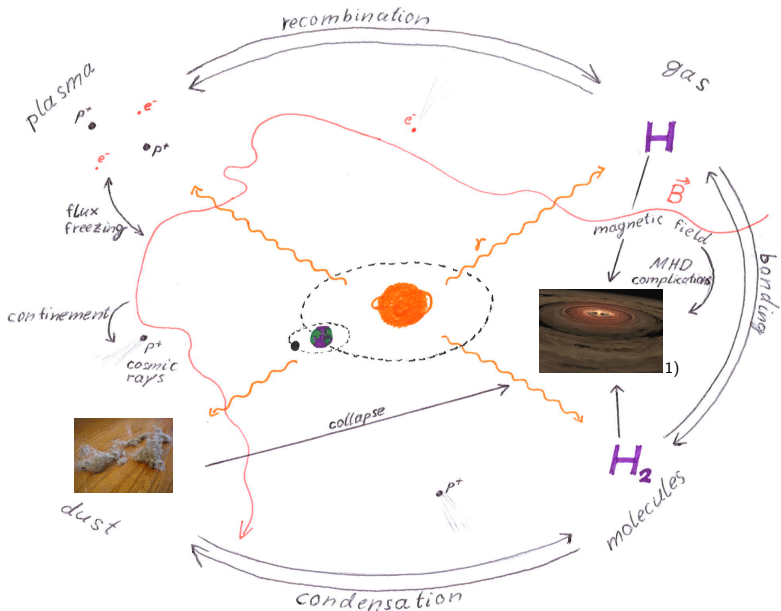
dust











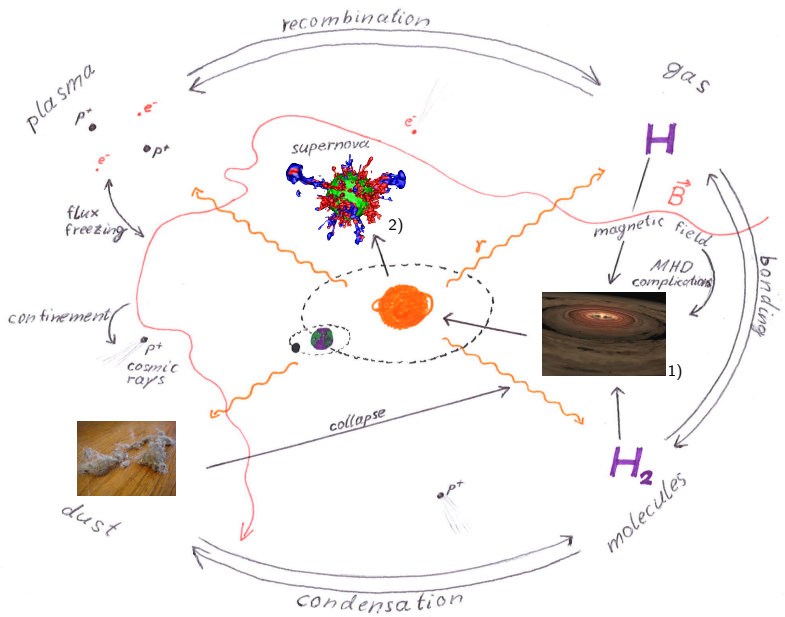
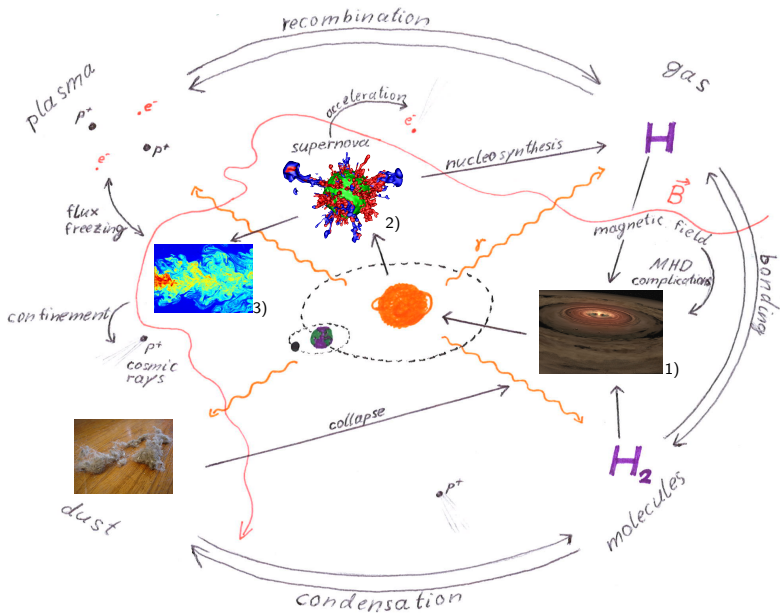
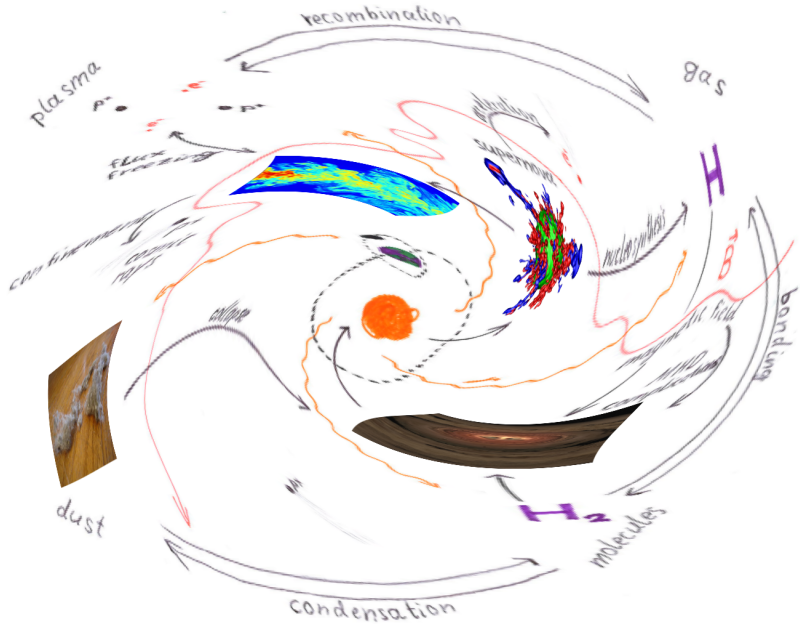
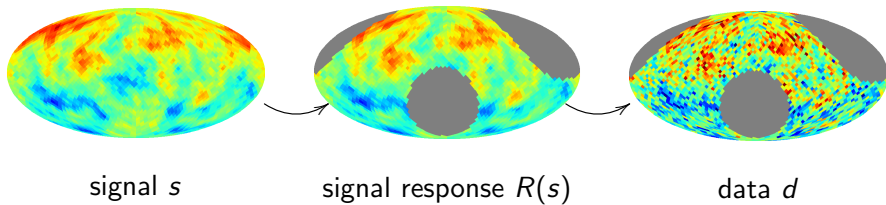


Image credits: 1) D. Darling; 2) N.J. Hammer/MPA

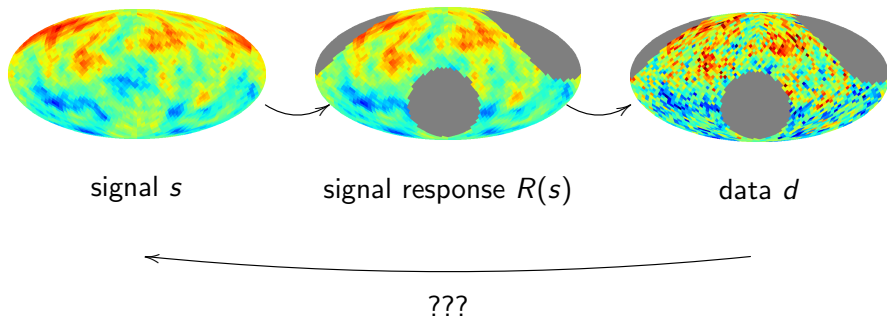




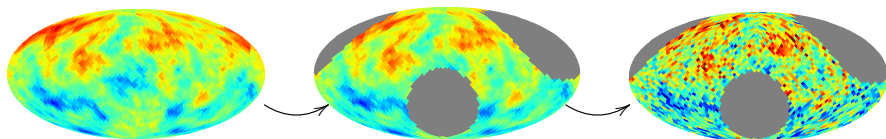
Signal inference



Signal inference



Signal inference



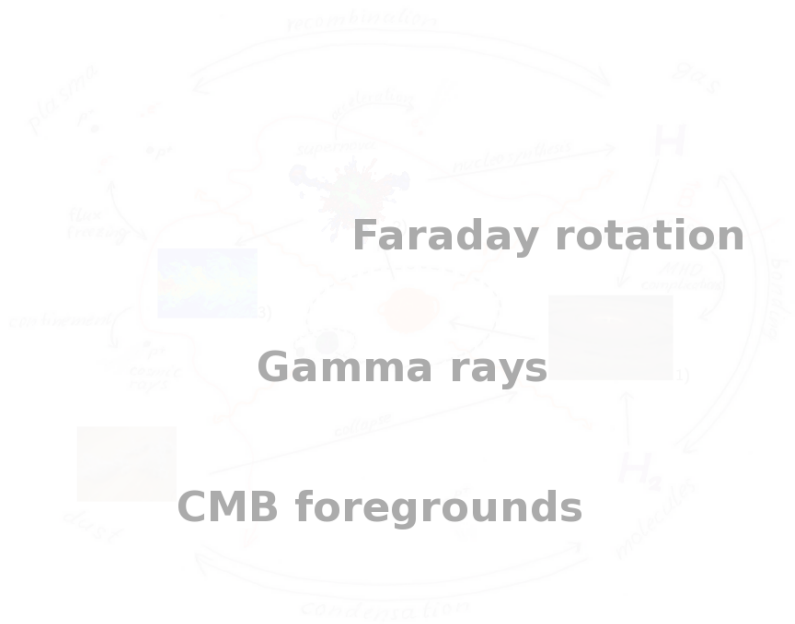
signal s

signal response $R(s)$

data d

???

$$\mathcal{P}(s|d) = \frac{\mathcal{P}(d|s) \mathcal{P}(s)}{\mathcal{P}(d)}$$

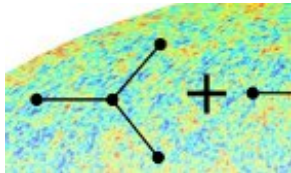


Faraday rotation


Gamma rays

CMB foregrounds

Information Field Theory

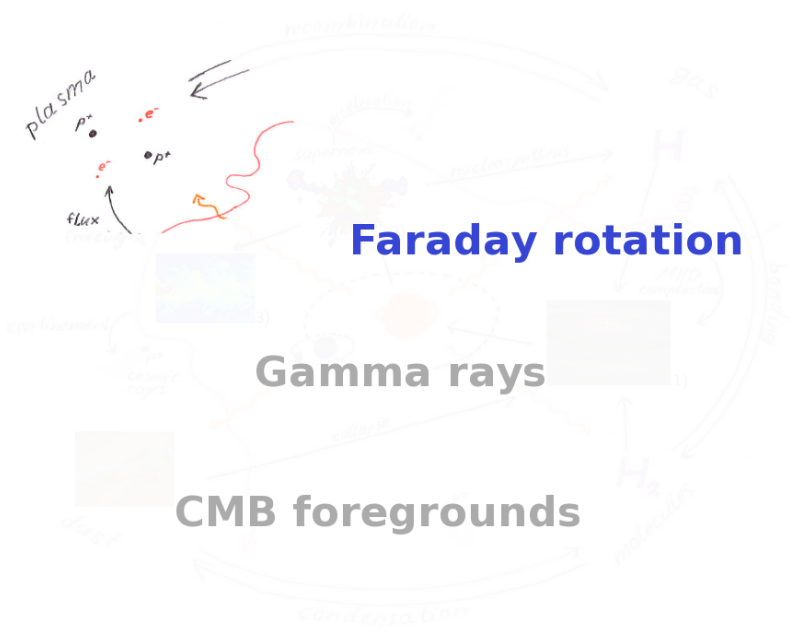


Numerical IFT for python



<http://www.mpa-garching.mpg.de/ift/>

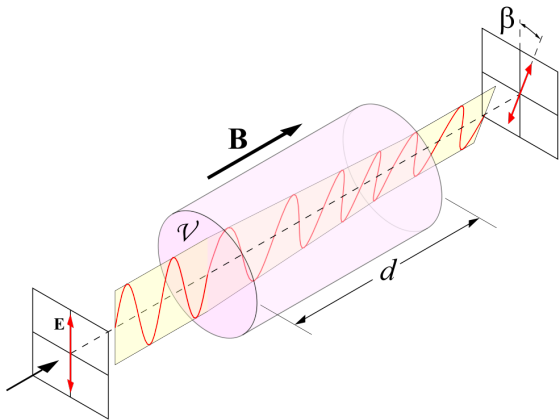
<http://www.mpa-garching.mpg.de/ift/nifty/>



Faraday rotation

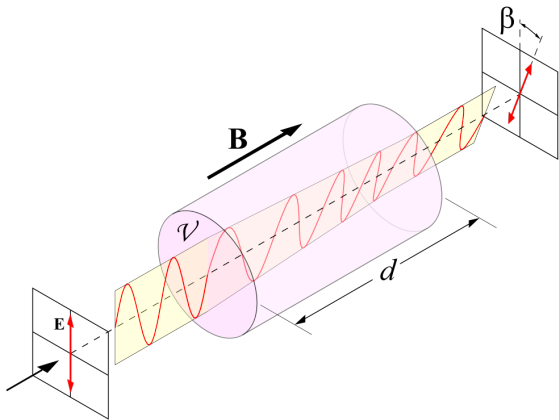
Gamma rays

CMB foregrounds



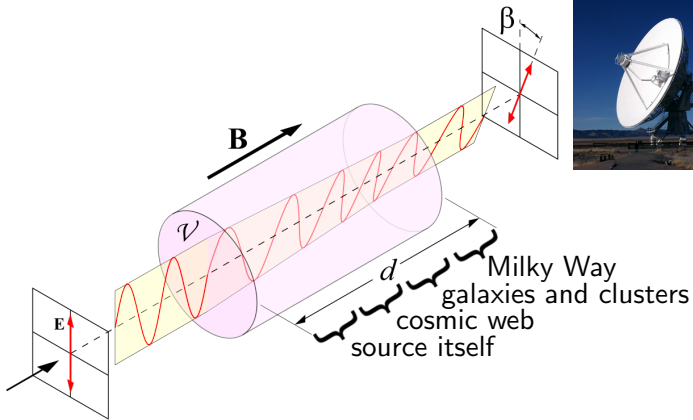

$$d\beta \propto \lambda^2 n_e(\vec{x}) B_r(\vec{x}) dr$$

$$\Rightarrow \beta \propto \lambda^2 \int_{r_{\text{source}}}^0 n_e(\vec{x}) B_r(\vec{x}) dr$$



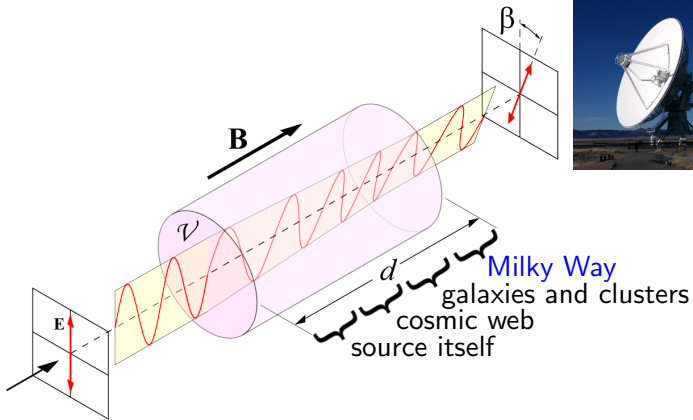

$$\text{Faraday depth: } \phi \propto \int_{r_{\text{source}}}^0 n_e(\vec{x}) B_r(\vec{x}) dr$$

$$\beta = \phi \lambda^2$$




$$\text{Faraday depth: } \phi \propto \int_{r_{\text{source}}}^0 n_e(\vec{x}) B_r(\vec{x}) dr$$

$$\beta = \phi \lambda^2$$

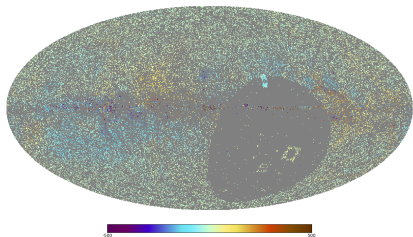


Galactic Faraday depth:

$$\phi \propto \int_{r_{\text{MilkyWay}}}^0 n_e(\vec{x}) B_r(\vec{x}) dr$$

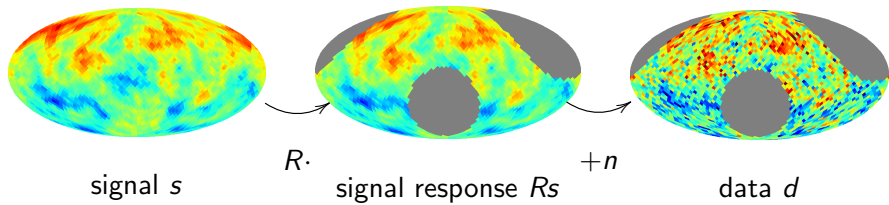


41 330 data points

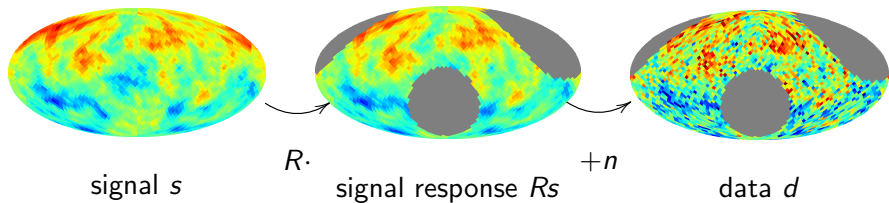


Challenges

- ▶ Regions without data
- ▶ Uncertain error bars:
 - ▶ complicated observations
 - ▶ $n\pi$ -ambiguity
 - ▶ extragalactic contributions unknown



$$d = Rs + n$$

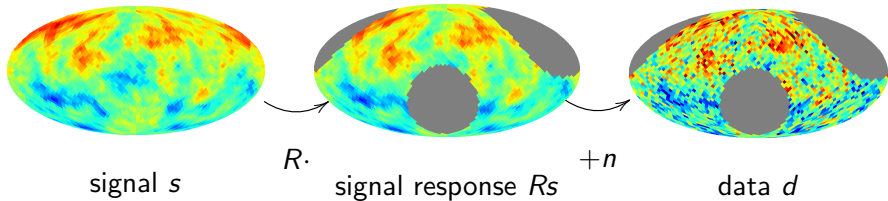


$$d = R_s + n$$

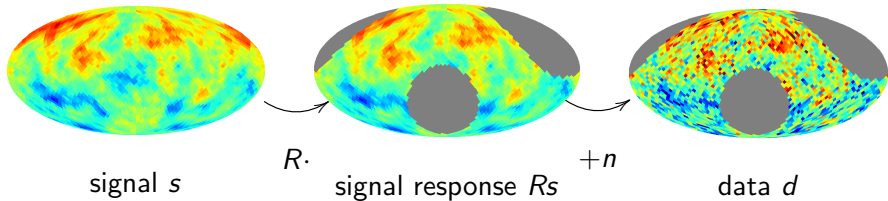
$$\mathcal{P}(s) = \mathcal{G}(s, S)$$

$$\mathcal{P}(n) = \mathcal{G}(n, N)$$

$$\mathcal{G}(s, S) = \frac{1}{|2\pi S|^{1/2}} \exp \left[\frac{1}{2} s^\dagger S^{-1} s \right]$$



$$d = R s + n$$
$$m = \int \mathcal{D}s \, s \, \mathcal{P}(s|d)$$



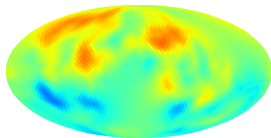
Wiener Filter

$$d = R s + n$$

$$m = \int \mathcal{D}s \, s \, \mathcal{P}(s|d)$$

$$m = D j, \text{ where } \begin{aligned} j &= R^\dagger N^{-1} d \\ D &= (S^{-1} + R^\dagger N^{-1} R)^{-1} \end{aligned}$$

$$\downarrow DR^\dagger N^{-1}$$



$$S(\hat{n}, \hat{n}') = \int \mathcal{D}s \, s(\hat{n})s(\hat{n}')\mathcal{P}(s)$$

$$\Rightarrow S_{(\ell m),(\ell' m')} = \int \mathcal{D}s \, s_{\ell m} s_{\ell' m'}^* \mathcal{P}(s)$$

$$\begin{aligned} S(\hat{n}, \hat{n}') &= \int \mathcal{D}s s(\hat{n})s(\hat{n}')\mathcal{P}(s) \\ &= S(\hat{n} \cdot \hat{n}') \end{aligned}$$

$$\begin{aligned} \Rightarrow S_{(\ell m), (\ell' m')} &= \int \mathcal{D}s s_{\ell m} s_{\ell' m'}^* \mathcal{P}(s) \\ &= \delta_{\ell \ell'} \delta_{m m'} C_{\ell} \end{aligned}$$

↪ angular power spectrum

$$\begin{aligned} S(\hat{n}, \hat{n}') &= \int \mathcal{D}s s(\hat{n})s(\hat{n}')\mathcal{P}(s) \\ &= S(\hat{n} \cdot \hat{n}') \end{aligned}$$

$$\begin{aligned} \Rightarrow S_{(\ell m),(\ell' m')} &= \int \mathcal{D}s s_{\ell m} s_{\ell' m'}^* \mathcal{P}(s) \\ &= \delta_{\ell\ell'} \delta_{mm'} C_{\ell} \end{aligned}$$

↪ angular power spectrum

$$\begin{aligned} S(\hat{n}, \hat{n}') &= \int \mathcal{D}s \, s(\hat{n})s(\hat{n}')\mathcal{P}(s) \\ &= S(\hat{n} \cdot \hat{n}') \end{aligned}$$

$$\begin{aligned} \Rightarrow S_{(\ell m),(\ell' m')} &= \int \mathcal{D}s \, s_{\ell m} s_{\ell' m'}^* \mathcal{P}(s) \\ &= \delta_{\ell\ell'} \delta_{mm'} C_{\ell} \end{aligned}$$

↪ angular power spectrum

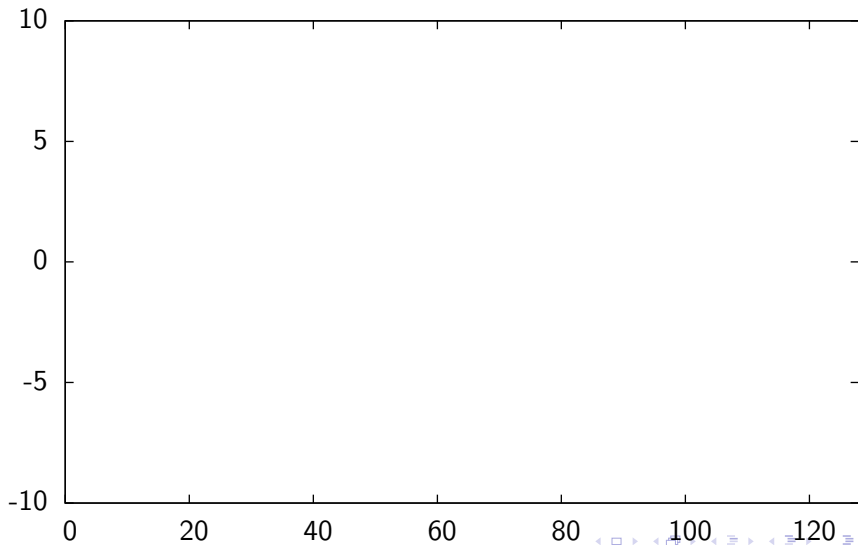
$$N_{ij} = \delta_{ij} \sigma_i^2 \eta_i$$

↪ error bar correction factors

(uncorrelated noise)

1D example

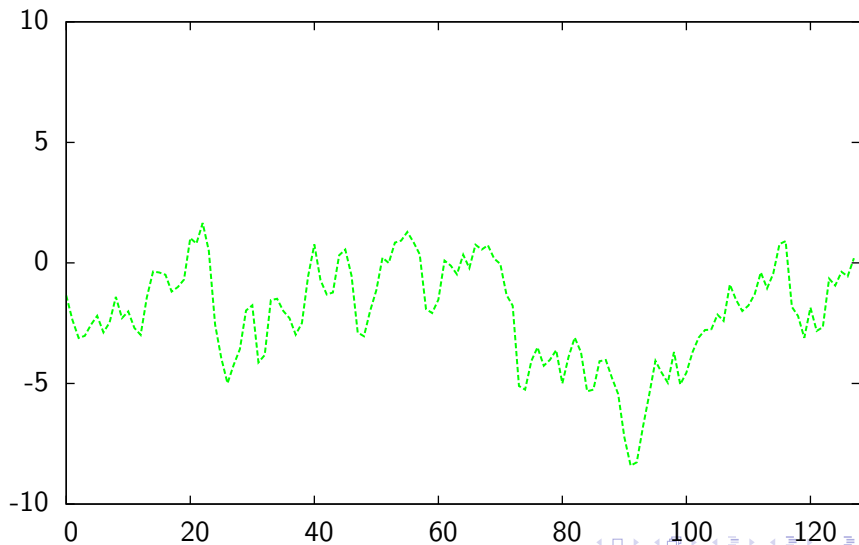
Assumptions:



1D example

Assumptions:

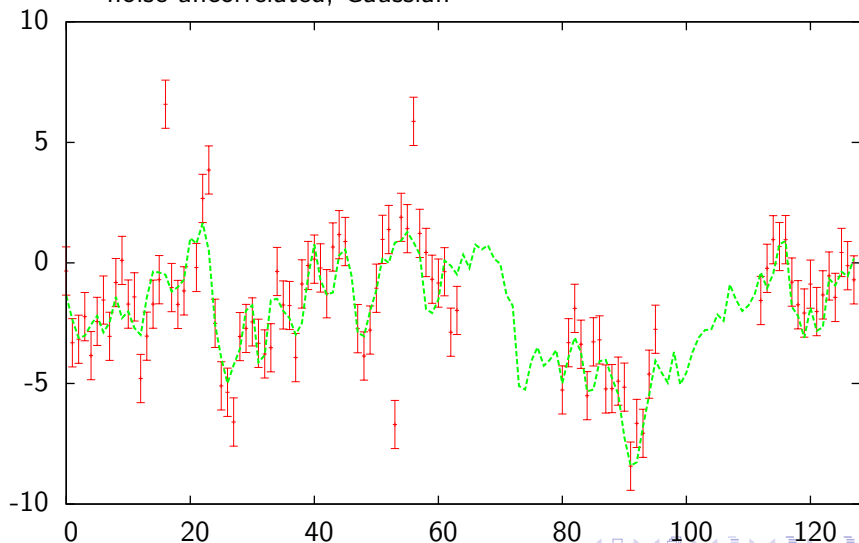
- ▶ signal field statistically homogeneous Gaussian random field
- ▶



1D example

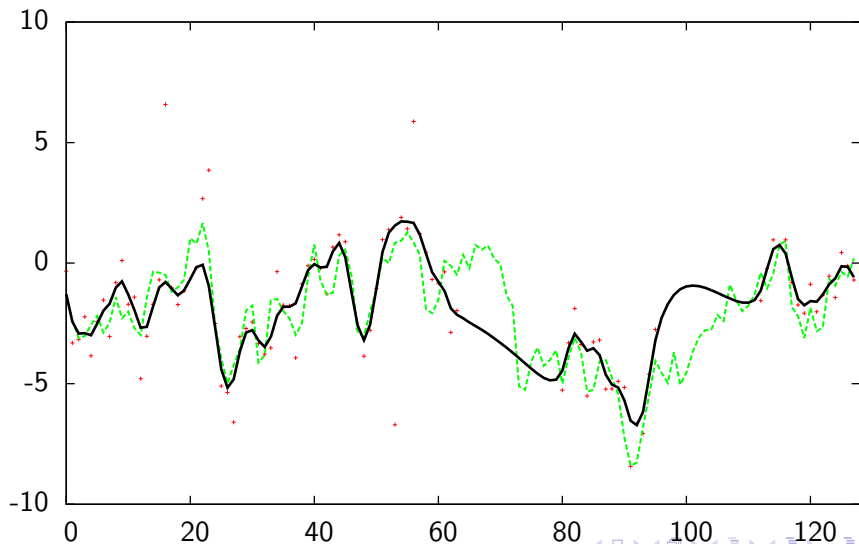
Assumptions:

- ▶ signal field statistically homogeneous Gaussian random field
- ▶ noise uncorrelated, Gaussian



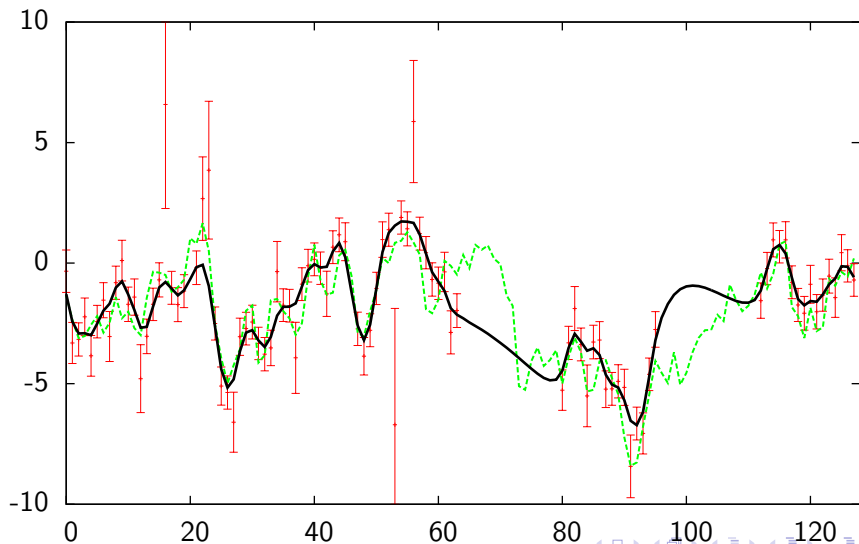
1D example

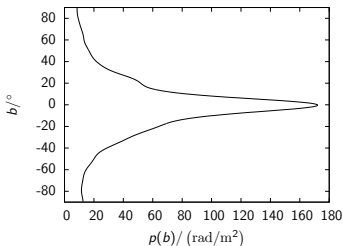
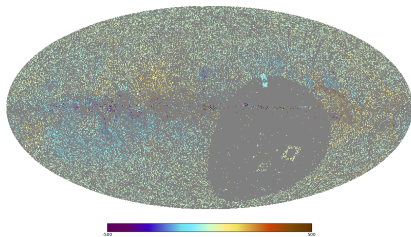
- ▶ Reconstruct (iteratively):
signal, power spectrum, noise variance



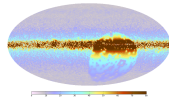
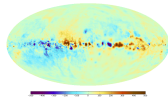
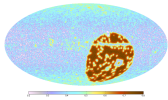
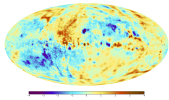
1D example

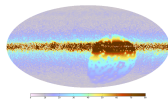
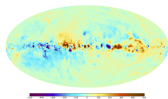
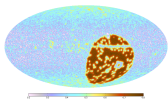
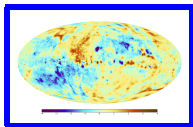
- ▶ Reconstruct (iteratively):
signal, power spectrum, noise variance



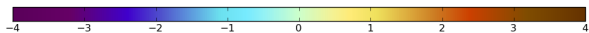
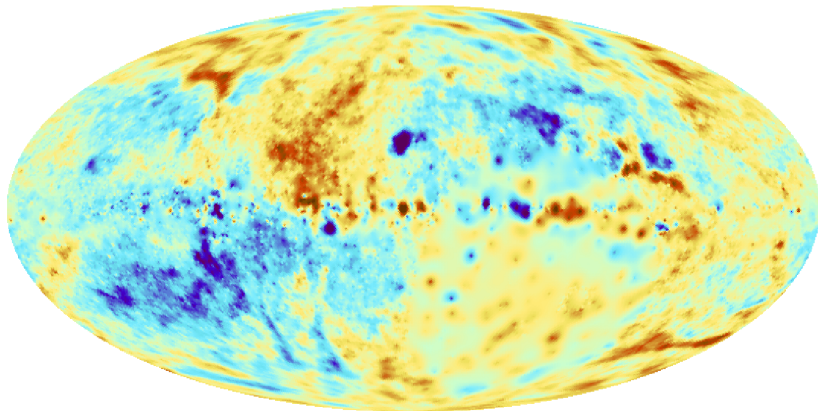


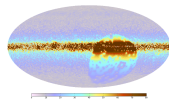
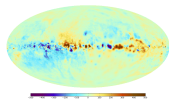
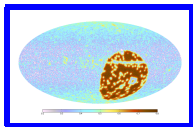
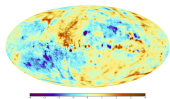
- ▶ Approximate $s(b, l) := \frac{\phi(b, l)}{\rho(b)}$ as a statistically isotropic Gaussian field
- ▶ R : multiplication with $\rho(b)$ and projection on directions of sources
- ▶ $N_{ij} = \delta_{ij} \eta_i \sigma_i^2$



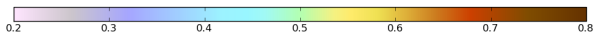
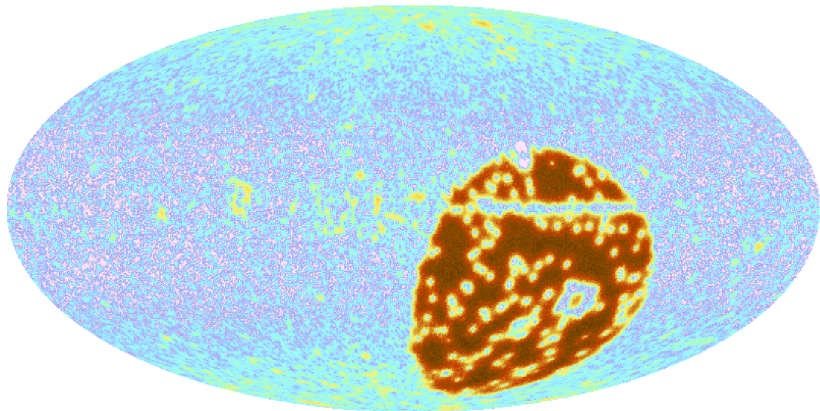


posterior mean of the signal

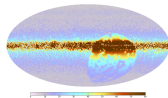
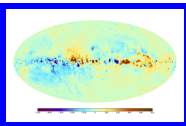

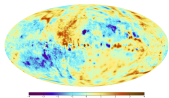




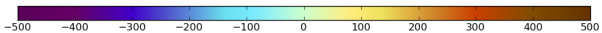
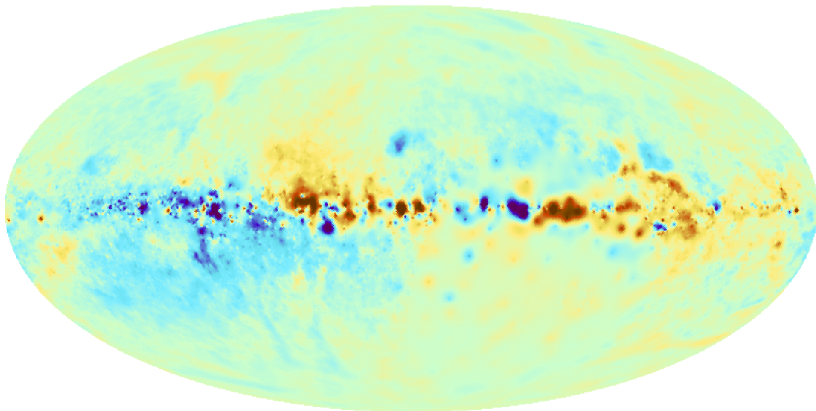
uncertainty of the signal map

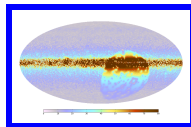
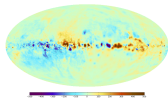

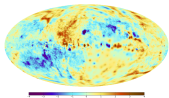


$$\sqrt{\text{diag}(D)}$$

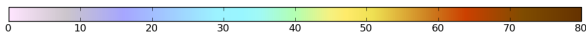
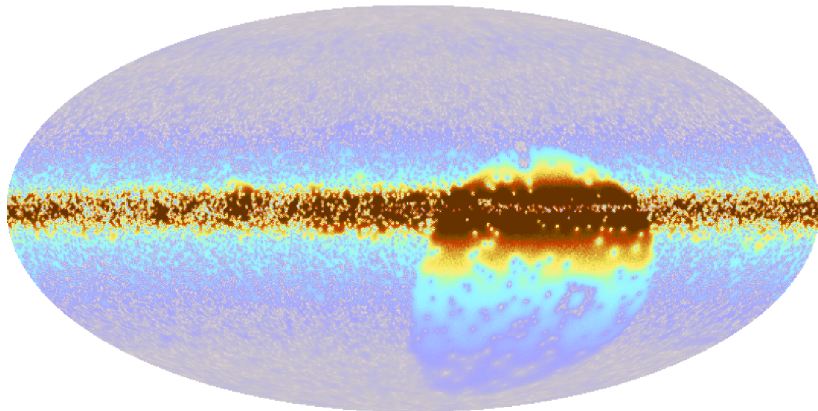


posterior mean of the Faraday depth

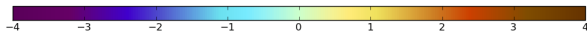
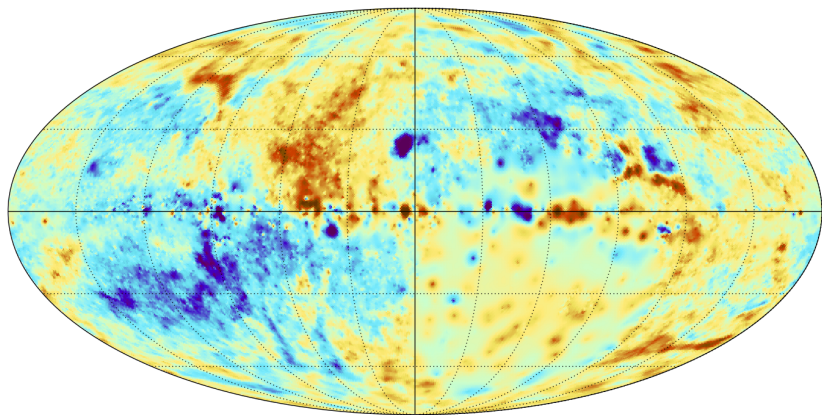


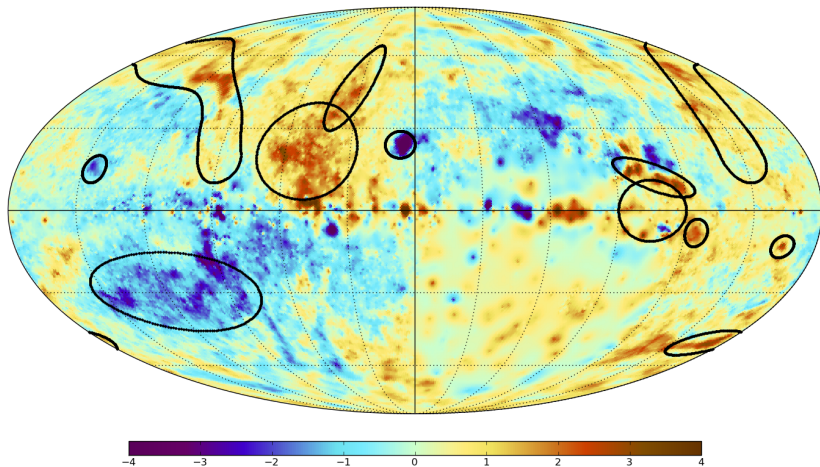


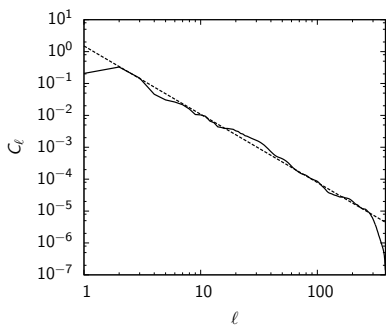
uncertainty of the Faraday depth



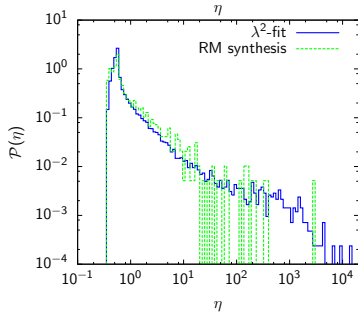
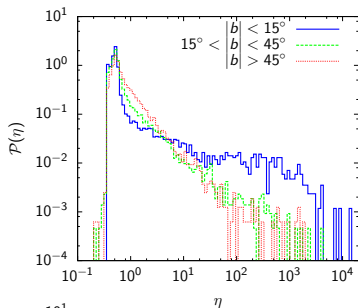
$$\rho \sqrt{\text{diag}(D)}$$



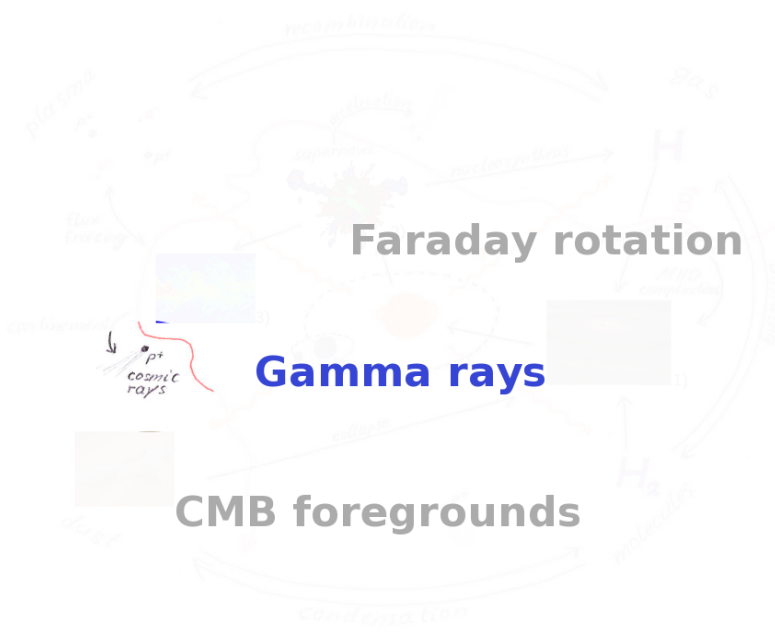




$$C_l \propto l^{-2.17}$$



$$N_{ij} = \langle n_i n_j \rangle = \delta_{ij} \eta_i \sigma_i^2$$

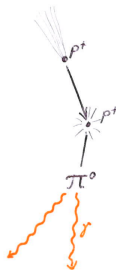


Faraday rotation

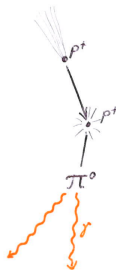
Gamma rays

CMB foregrounds

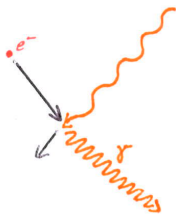
Pion decay



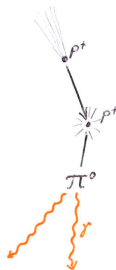
Pion decay



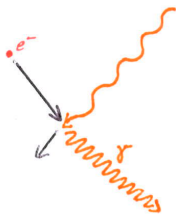
Inverse-Compton




Pion decay



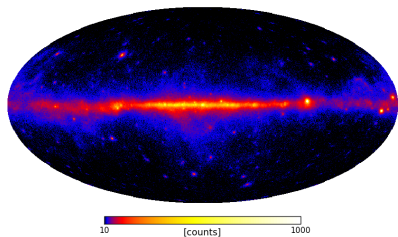
Inverse-Compton



Radioactive decay



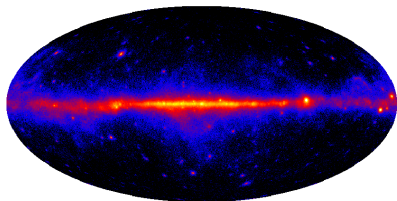
Gamma-ray photon counts:



FERMI data

- ▶ non-Gaussian
- ▶ always positive
- ▶ varying over several orders of magnitude

Gamma-ray photon counts:

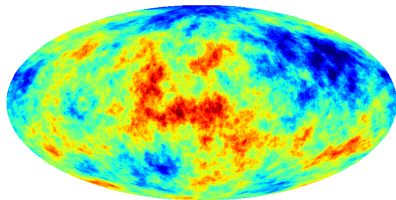


FERMI data

- ▶ non-Gaussian
- ▶ always positive
- ▶ varying over several orders of magnitude

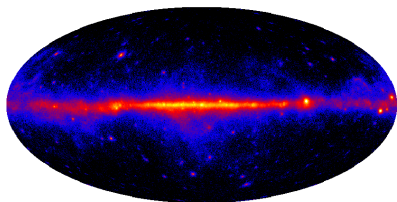
The log-normal model

- ▶ use logarithm of photon flux density as signal
- ▶ model this as Gaussian random field



S

Gamma-ray photon counts:



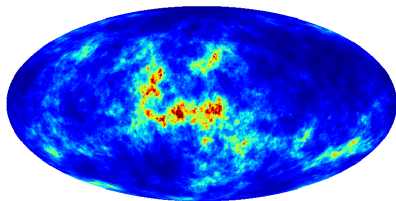
10 [counts] 1000

FERMI data

- ▶ non-Gaussian
- ▶ always positive
- ▶ varying over several orders of magnitude

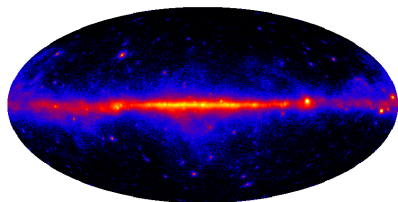
The log-normal model

- ▶ use logarithm of photon flux density as signal
- ▶ model this as Gaussian random field



e^S

Gamma-ray photon counts:



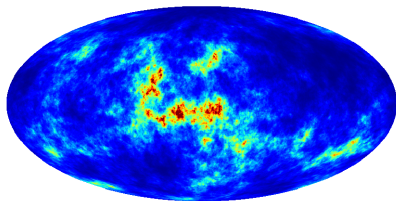
10 [counts] 1000

FERMI data

- ▶ non-Gaussian
- ▶ always positive
- ▶ varying over several orders of magnitude

The log-normal model

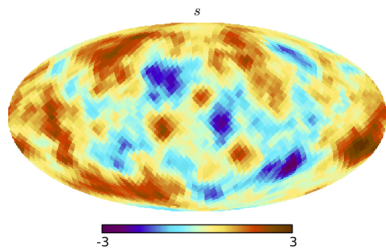
- ▶ use logarithm of photon flux density as signal
- ▶ model this as Gaussian random field



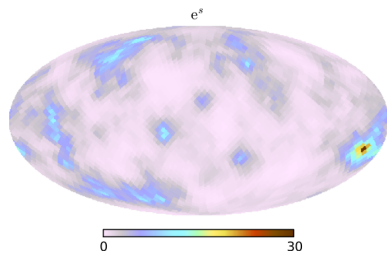
e^s

$$d = Re^s + n$$

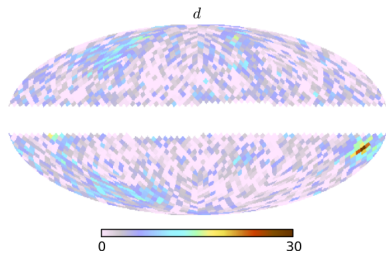
signal



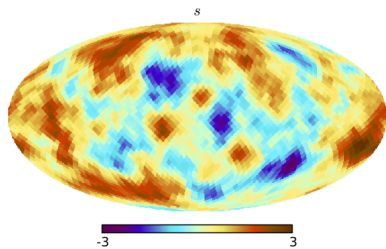
exponentiated signal



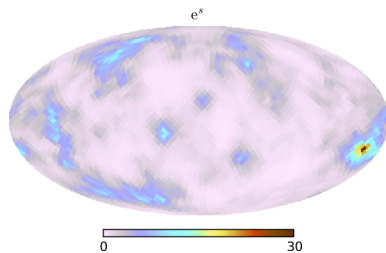
data



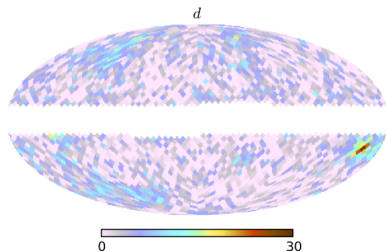
signal



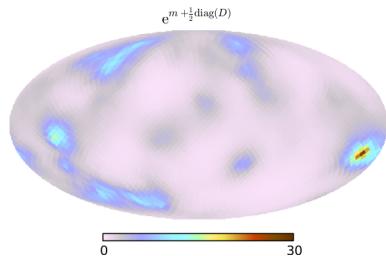
exponentiated signal



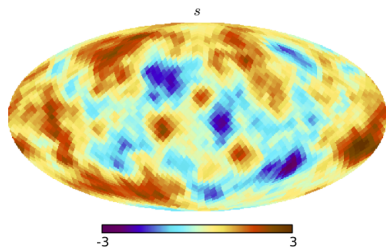
data



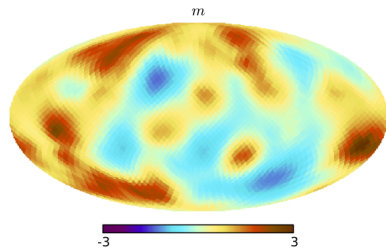
reconstructed exponentiated signal



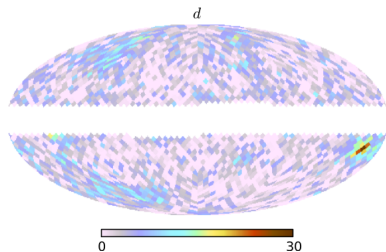
signal



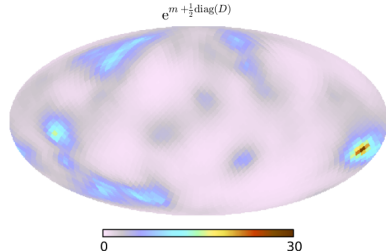
reconstructed signal



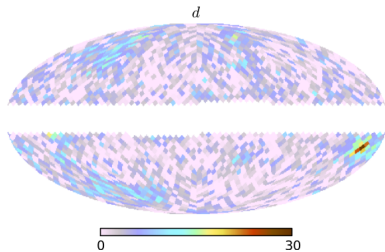
data



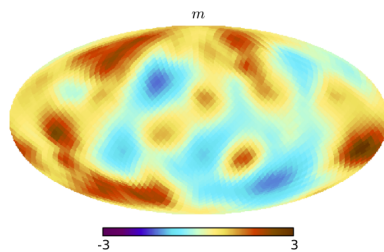
reconstructed exponentiated signal



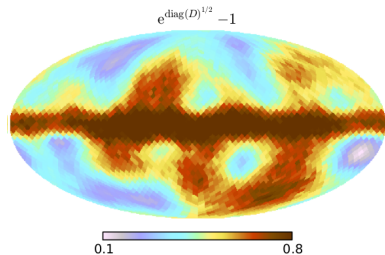
uncertainty



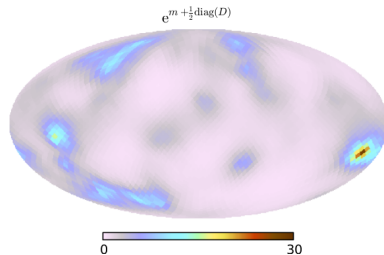
reconstructed signal




fractional uncertainty



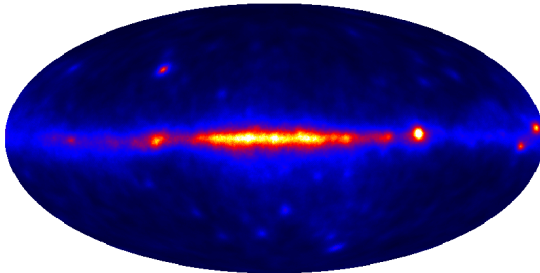
reconstructed exponentiated signal




100 - 158 MeV



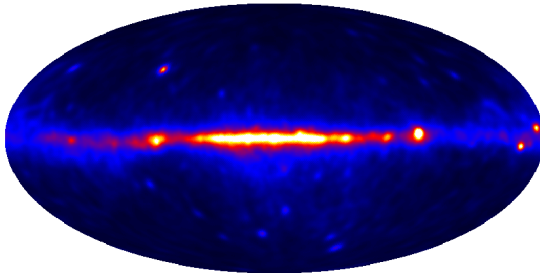
100 - 158 MeV




158 - 251 MeV



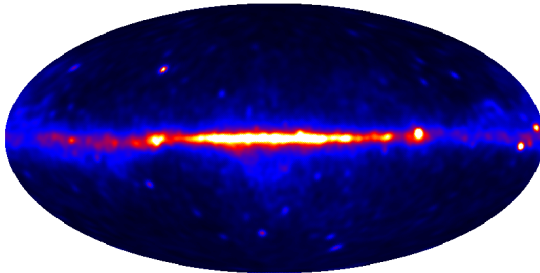
158 - 251 MeV




251 - 398 MeV



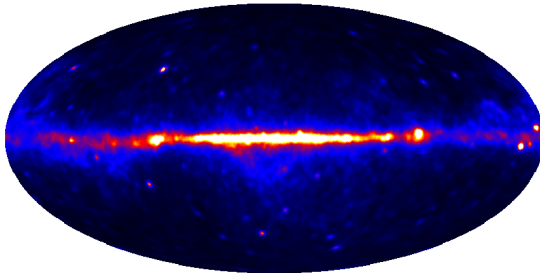
251 - 398 MeV



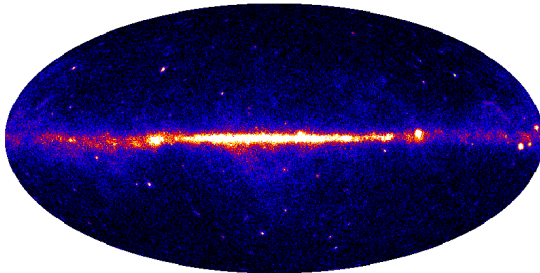
398 - 631 MeV



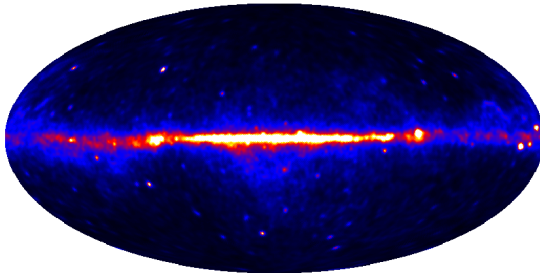
398 - 631 MeV




631 - 1000 MeV



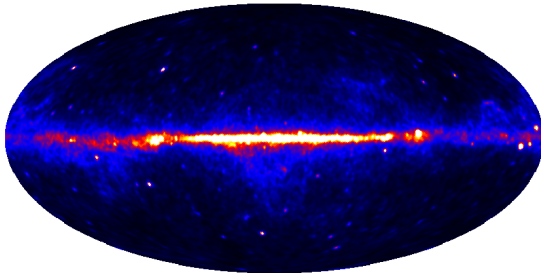
631 - 1000 MeV



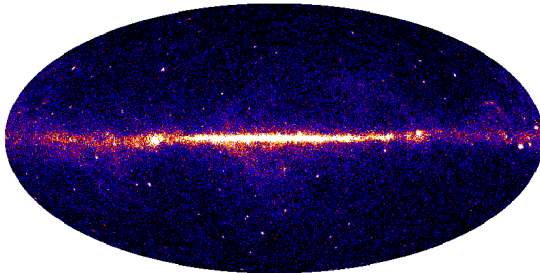
1.0 - 1.6 GeV



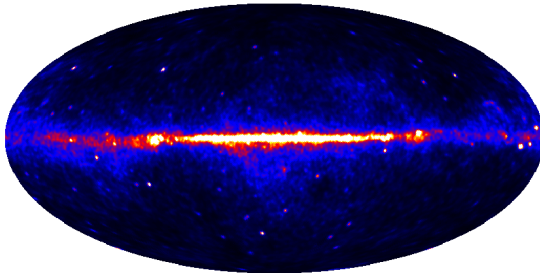
1.0 - 1.6 GeV



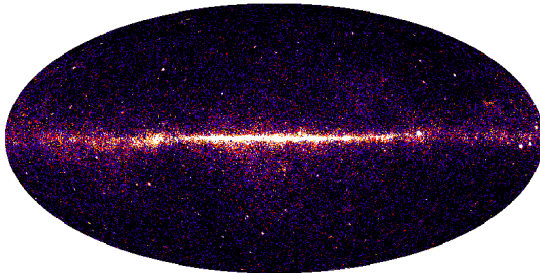
1.6 - 2.5 GeV



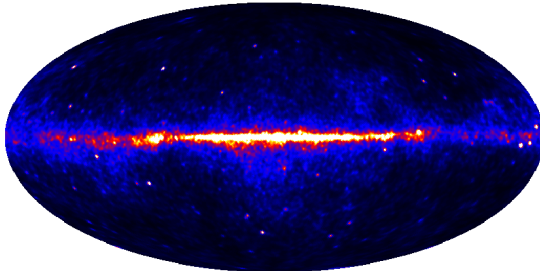
1.6 - 2.5 GeV



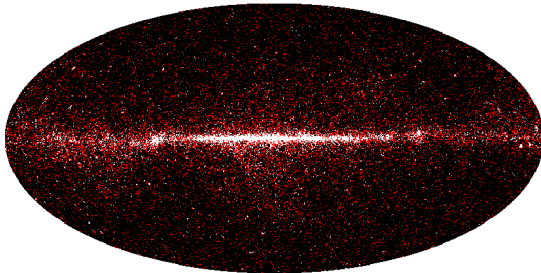
2.5 - 4.0 GeV



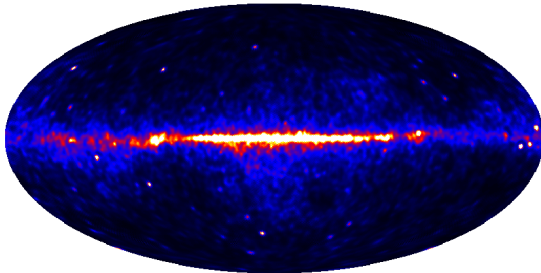
2.5 - 4.0 GeV




4.0 - 6.3 GeV



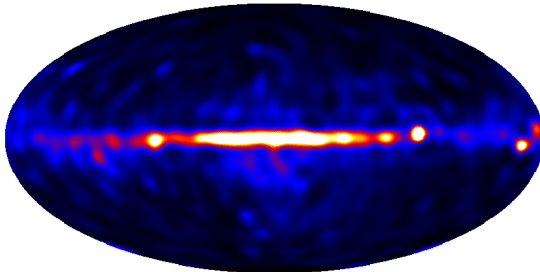
4.0 - 6.3 GeV




6.3 - 10 GeV



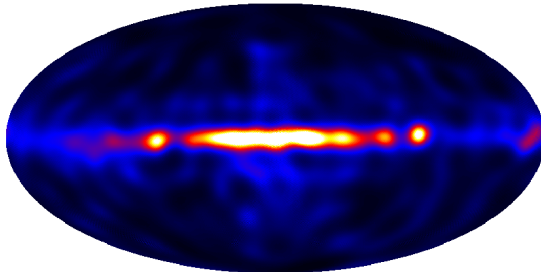
6.3 - 10 GeV




10 - 16 GeV



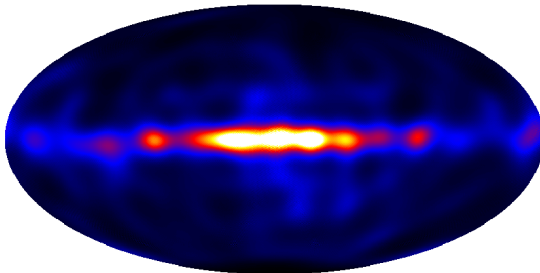
10 - 16 GeV




16 - 25 GeV



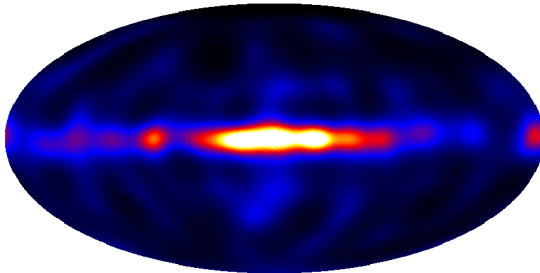
16 - 25 GeV




25 - 40 GeV



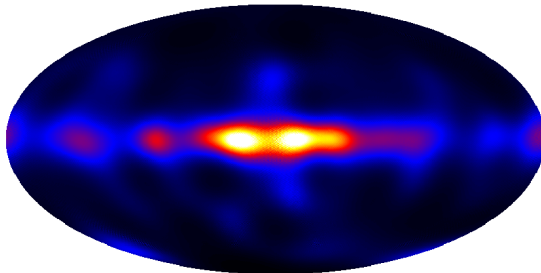
25 - 40 GeV




40 - 63 GeV



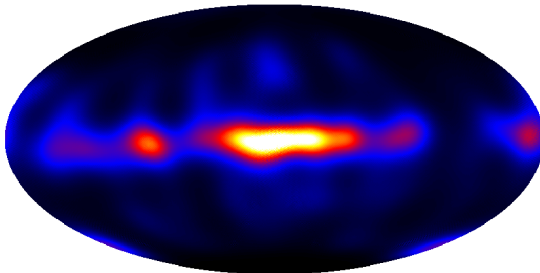
40 - 63 GeV





63 - 100 GeV



63 - 100 GeV





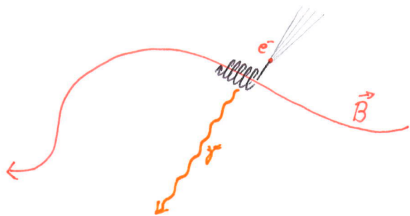


Faraday rotation

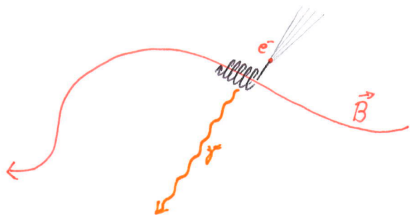
Gamma rays

CMB foregrounds

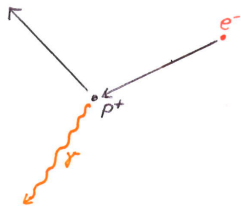
Synchrotron radiation



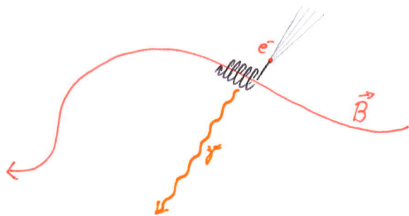
Synchrotron radiation



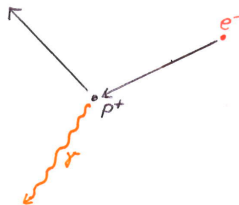
Bremsstrahlung (free-free)



Synchrotron radiation



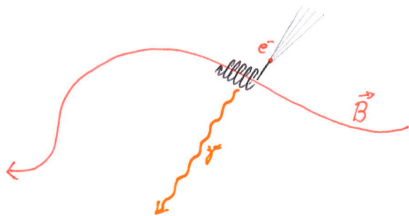
Bremsstrahlung (free-free)



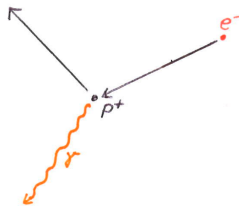
Thermal dust radiation



Synchrotron radiation



Bremsstrahlung (free-free)



Thermal dust radiation



Radiation from rotating dust grains



data:

- ▶ measurements at different frequencies
- ▶ inhomogeneous noise

response:

- ▶ mixing matrix according to frequency spectra of components

signal:

- ▶ different emission mechanisms
- ▶ Gaussian (CMB) and log-normal (foregrounds)
- ▶ cross-correlated

$$\begin{pmatrix} d_1 \\ d_2 \\ d_3 \\ d_4 \\ d_5 \end{pmatrix} = \begin{pmatrix} f_{\text{CMB}}^{\nu_1} & f_{\text{synch}}^{\nu_1} & f_{\text{ff}}^{\nu_1} & f_{\text{dust}}^{\nu_1} \\ f_{\text{CMB}}^{\nu_2} & f_{\text{synch}}^{\nu_2} & f_{\text{ff}}^{\nu_2} & f_{\text{dust}}^{\nu_2} \\ f_{\text{CMB}}^{\nu_3} & f_{\text{synch}}^{\nu_3} & f_{\text{ff}}^{\nu_3} & f_{\text{dust}}^{\nu_3} \\ f_{\text{CMB}}^{\nu_4} & f_{\text{synch}}^{\nu_4} & f_{\text{ff}}^{\nu_4} & f_{\text{dust}}^{\nu_4} \\ f_{\text{CMB}}^{\nu_5} & f_{\text{synch}}^{\nu_5} & f_{\text{ff}}^{\nu_5} & f_{\text{dust}}^{\nu_5} \end{pmatrix} \begin{pmatrix} s_{\text{CMB}} \\ s_{\text{synch}} \\ s_{\text{ff}} \\ s_{\text{dust}} \end{pmatrix} + \begin{pmatrix} n_1 \\ n_2 \\ n_3 \\ n_4 \\ n_5 \end{pmatrix}$$

data:

- ▶ measurements at different frequencies
- ▶ inhomogeneous noise

response:

- ▶ mixing matrix according to frequency spectra of components

signal:

- ▶ different emission mechanisms
- ▶ Gaussian (CMB) and log-normal (foregrounds)
- ▶ cross-correlated

$$\begin{pmatrix} d_1 \\ d_2 \\ d_3 \\ d_4 \\ d_5 \end{pmatrix} = \begin{pmatrix} f_{\text{CMB}}^{\nu_1} & f_{\text{synch}}^{\nu_1} & f_{\text{ff}}^{\nu_1} & f_{\text{dust}}^{\nu_1} \\ f_{\text{CMB}}^{\nu_2} & f_{\text{synch}}^{\nu_2} & f_{\text{ff}}^{\nu_2} & f_{\text{dust}}^{\nu_2} \\ f_{\text{CMB}}^{\nu_3} & f_{\text{synch}}^{\nu_3} & f_{\text{ff}}^{\nu_3} & f_{\text{dust}}^{\nu_3} \\ f_{\text{CMB}}^{\nu_4} & f_{\text{synch}}^{\nu_4} & f_{\text{ff}}^{\nu_4} & f_{\text{dust}}^{\nu_4} \\ f_{\text{CMB}}^{\nu_5} & f_{\text{synch}}^{\nu_5} & f_{\text{ff}}^{\nu_5} & f_{\text{dust}}^{\nu_5} \end{pmatrix} \begin{pmatrix} s_{\text{CMB}} \\ s_{\text{synch}} \\ s_{\text{ff}} \\ s_{\text{dust}} \end{pmatrix} + \begin{pmatrix} n_1 \\ n_2 \\ n_3 \\ n_4 \\ n_5 \end{pmatrix}$$

1. Determine mixing matrix.
2. "Invert" equation.

data:

- ▶ measurements at different frequencies
- ▶ inhomogeneous noise

response:

- ▶ mixing matrix according to frequency spectra of components

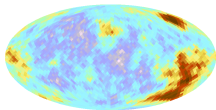
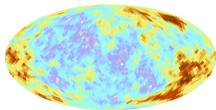
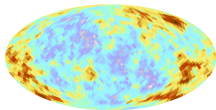
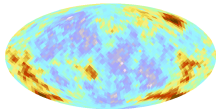
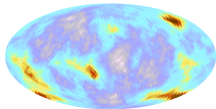
signal:

- ▶ different emission mechanisms
- ▶ Gaussian (CMB) and log-normal (foregrounds)
- ▶ cross-correlated

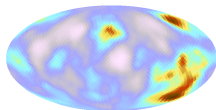
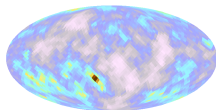
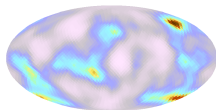
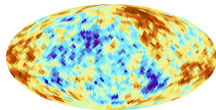
$$\begin{pmatrix} d_1 \\ d_2 \\ d_3 \\ d_4 \\ d_5 \end{pmatrix} = \begin{pmatrix} f_{\text{CMB}}^{\nu_1} & f_{\text{synch}}^{\nu_1} & f_{\text{ff}}^{\nu_1} & f_{\text{dust}}^{\nu_1} \\ f_{\text{CMB}}^{\nu_2} & f_{\text{synch}}^{\nu_2} & f_{\text{ff}}^{\nu_2} & f_{\text{dust}}^{\nu_2} \\ f_{\text{CMB}}^{\nu_3} & f_{\text{synch}}^{\nu_3} & f_{\text{ff}}^{\nu_3} & f_{\text{dust}}^{\nu_3} \\ f_{\text{CMB}}^{\nu_4} & f_{\text{synch}}^{\nu_4} & f_{\text{ff}}^{\nu_4} & f_{\text{dust}}^{\nu_4} \\ f_{\text{CMB}}^{\nu_5} & f_{\text{synch}}^{\nu_5} & f_{\text{ff}}^{\nu_5} & f_{\text{dust}}^{\nu_5} \end{pmatrix} \begin{pmatrix} s_{\text{CMB}} \\ s_{\text{synch}} \\ s_{\text{ff}} \\ s_{\text{dust}} \end{pmatrix} + \begin{pmatrix} n_1 \\ n_2 \\ n_3 \\ n_4 \\ n_5 \end{pmatrix}$$

1. Determine mixing matrix.
2. "Invert" equation.

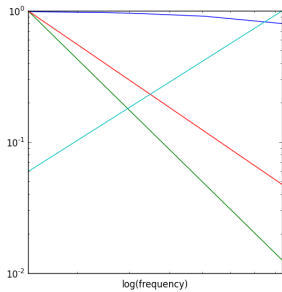
data:



signal:

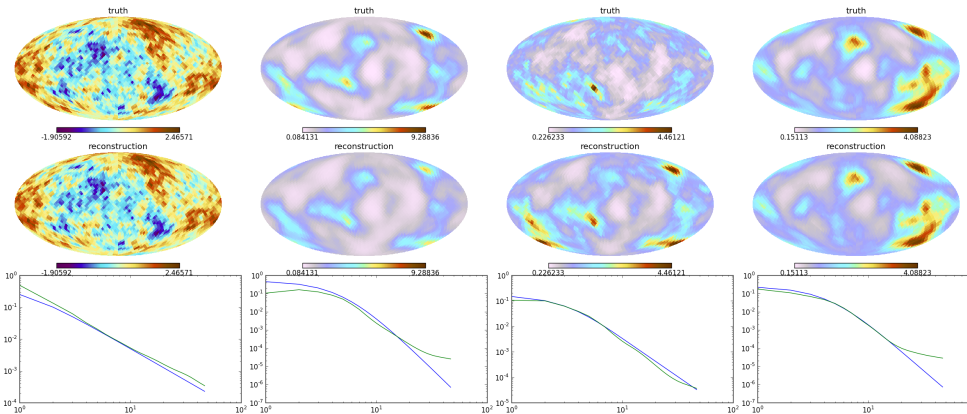


response:



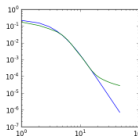
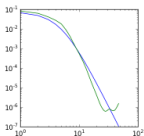
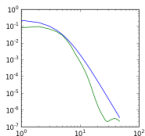
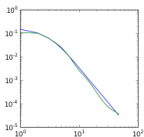
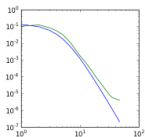
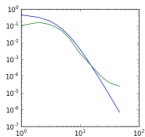


WORK IN PROGRESS



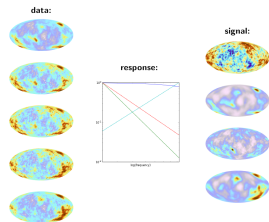

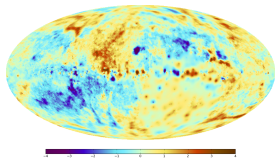


WORK IN PROGRESS

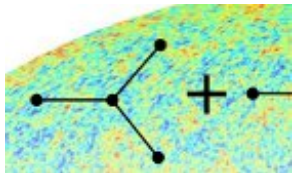


Summary


- ▶ Probabilistic inference problems
- ▶ Use correlation structure to interpolate
- ▶ Probabilistic method for dealing with outliers
- ▶ Non-linear response / Non-Gaussian signals can be dealt with



Information Field Theory



Numerical IFT for python



<http://www.mpa-garching.mpg.de/ift/>

<http://www.mpa-garching.mpg.de/ift/nifty/>

- ▶ Lecture on IFT next Wednesday (July 10th)
- ▶ NIFTy tutorial next Thursday (July 11th)